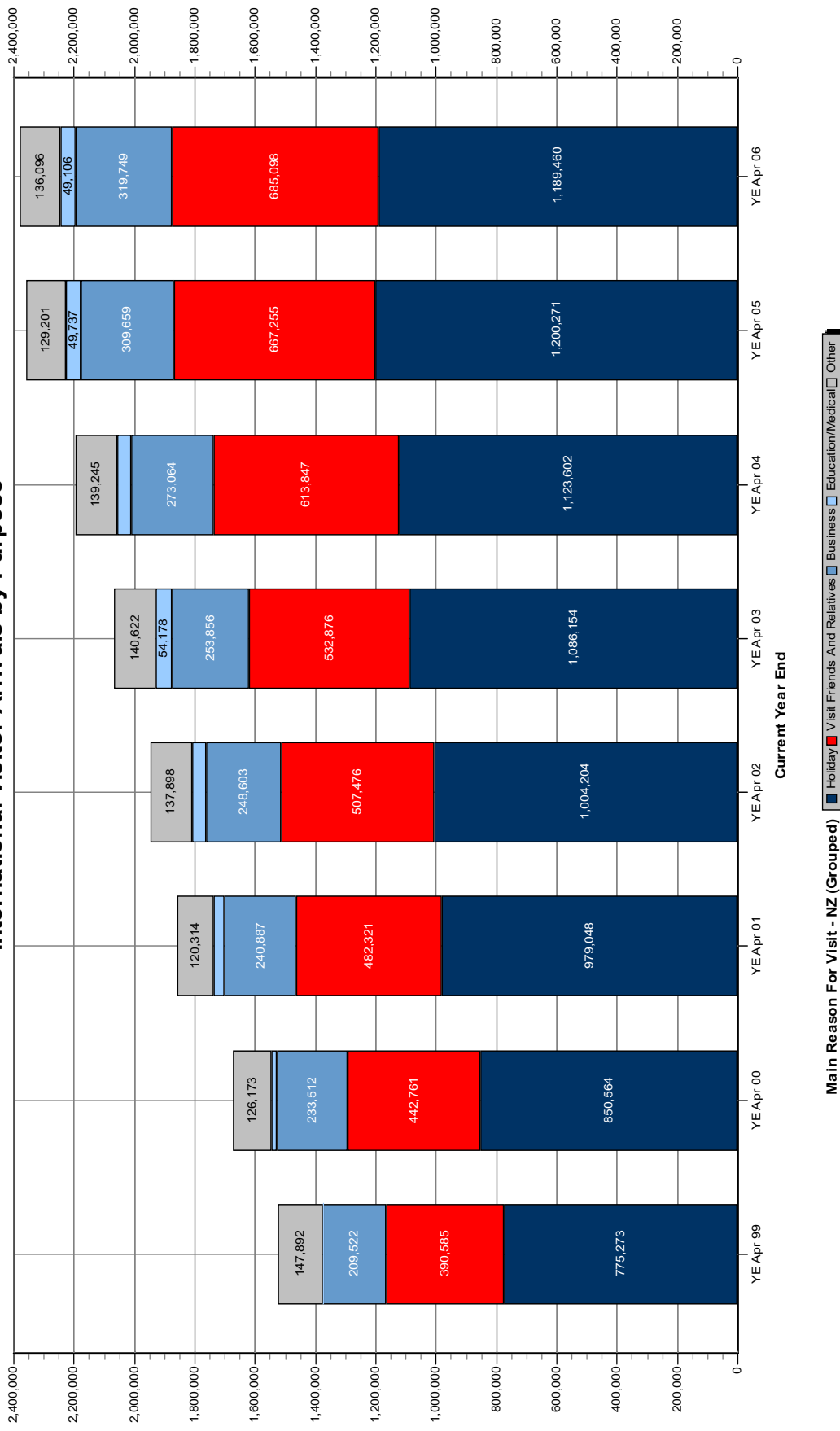


Table: Total Arrivals by Purpose of Visit Current Year End

Main Reason For Visit - NZ (Grouped)	Current Year End										
	YE Apr 99	YE Apr 00	YE Apr 01	YE Apr 02	YE Apr 03	YE Apr 04	YE Apr 05	YE Apr 06			
Total	1,523,272	1,671,345	1,857,673	1,946,052	2,067,686	2,195,575	2,356,123	2,379,509			
% Change	+175.0%	+9.7%	+11.1%	+4.8%	+6.3%	+6.2%	+7.3%	+1.0%			
Holiday	775,273	850,564	979,048	1,004,204	1,086,154	1,123,602	1,200,271	1,189,460			
% Change	+167.5%	+9.7%	+15.1%	+2.6%	+8.2%	+3.4%	+6.8%	-0.9%			
Visit Friends And Relatives	390,585	442,761	482,321	507,476	532,876	613,847	667,255	685,098			
% Change	+177.5%	+13.4%	+8.9%	+5.2%	+5.0%	+15.2%	+8.7%	+2.7%			
Business	209,522	233,512	240,887	248,603	253,856	273,064	309,659	319,749			
% Change	+186.4%	+11.4%	+3.2%	+3.2%	+2.1%	+7.6%	+13.4%	+3.3%			
Education/Medical	0	18,335	35,103	47,871	54,178	45,817	49,737	49,106			
% Change	-	-	+91.5%	+36.4%	+13.2%	-15.4%	+8.6%	-1.3%			
Other	147,892	126,173	120,314	137,898	140,622	139,245	129,201	136,096			
% Change	+195.2%	-14.7%	-4.6%	+14.6%	+2.0%	-1.0%	-7.2%	+5.3%			

Graph: Total Arrivals by Purpose of Visit Current Year End

International Visitor Arrivals by Purpose



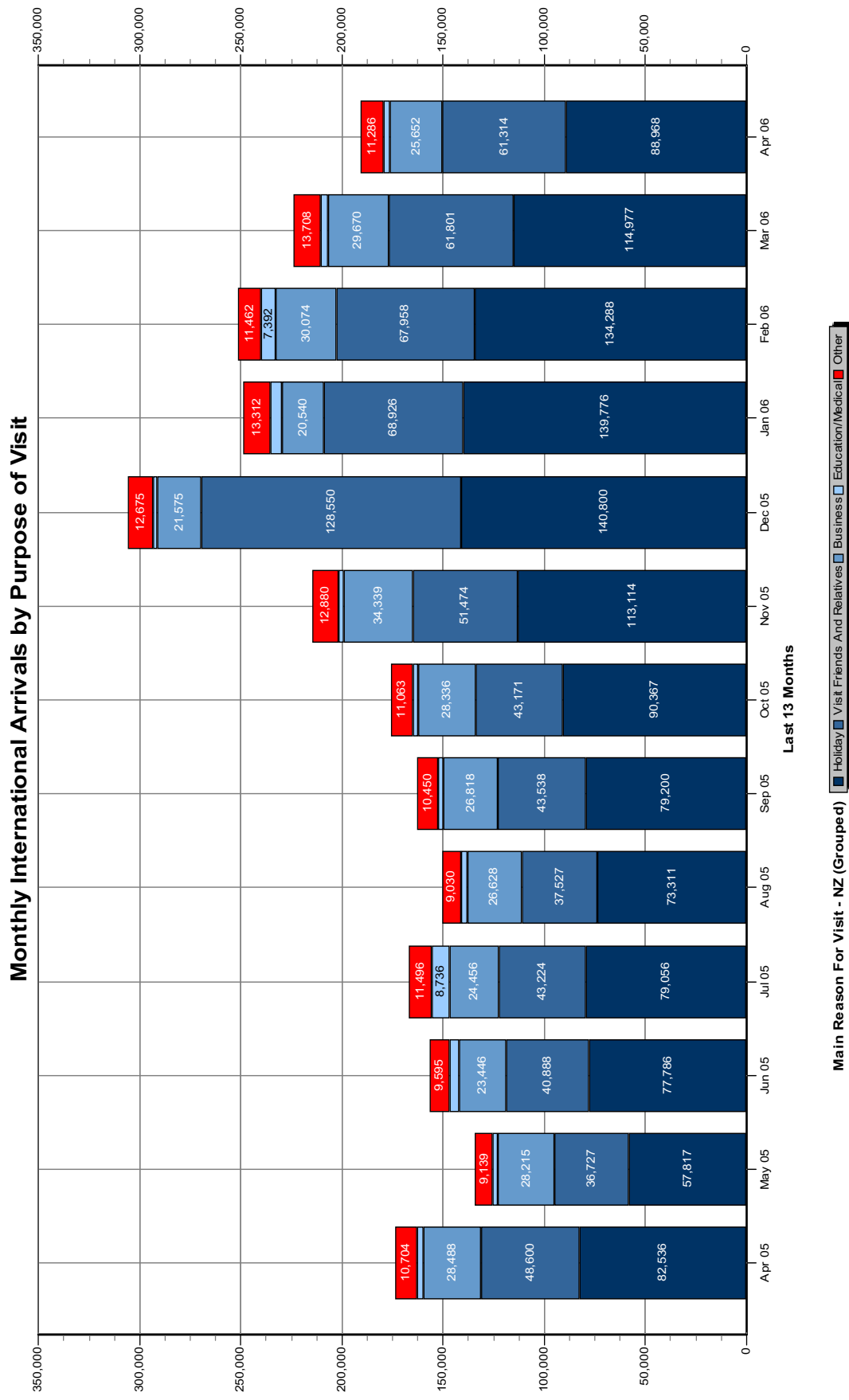
Main Reason For Visit - NZ (Grouped)

Base - International Visitor Arrival

Table: Total Arrivals by Purpose of Visit Monthly

Main Reason For Visit - NZ (Grouped)	Last 13 Months												
	Apr 05	May 05	Jun 05	Jul 05	Aug 05	Sep 05	Oct 05	Nov 05	Dec 05	Jan 06	Feb 06	Mar 06	Apr 06
Total	173,280	134,235	156,161	166,968	150,003	162,756	175,605	214,107	305,675	248,560	251,174	223,767	190,498
Holiday	82,536	57,817	77,786	79,056	73,311	79,200	90,367	113,114	140,800	139,776	134,288	114,977	88,968
Visit Friends And Relatives	48,600	36,727	40,888	43,224	37,527	43,538	43,171	51,474	128,550	68,926	67,958	61,801	61,314
Business	28,488	28,215	23,446	24,456	26,628	26,818	28,336	34,339	21,575	20,540	30,074	29,670	25,652
Education/Medical	2,952	2,337	4,446	8,736	3,507	2,750	2,668	2,300	2,075	6,006	7,392	3,611	3,278
Other	10,704	9,139	9,595	11,496	9,030	10,450	11,063	12,880	12,675	13,312	11,462	13,708	11,286

Graph: Total Arrivals by Purpose of Visit Monthly



Main Reason For Visit - NZ (Grouped)

- Base - International Visitor Arrival
- Education/Medical
- Business
- Visit Friends And Relatives
- Holiday
- Other

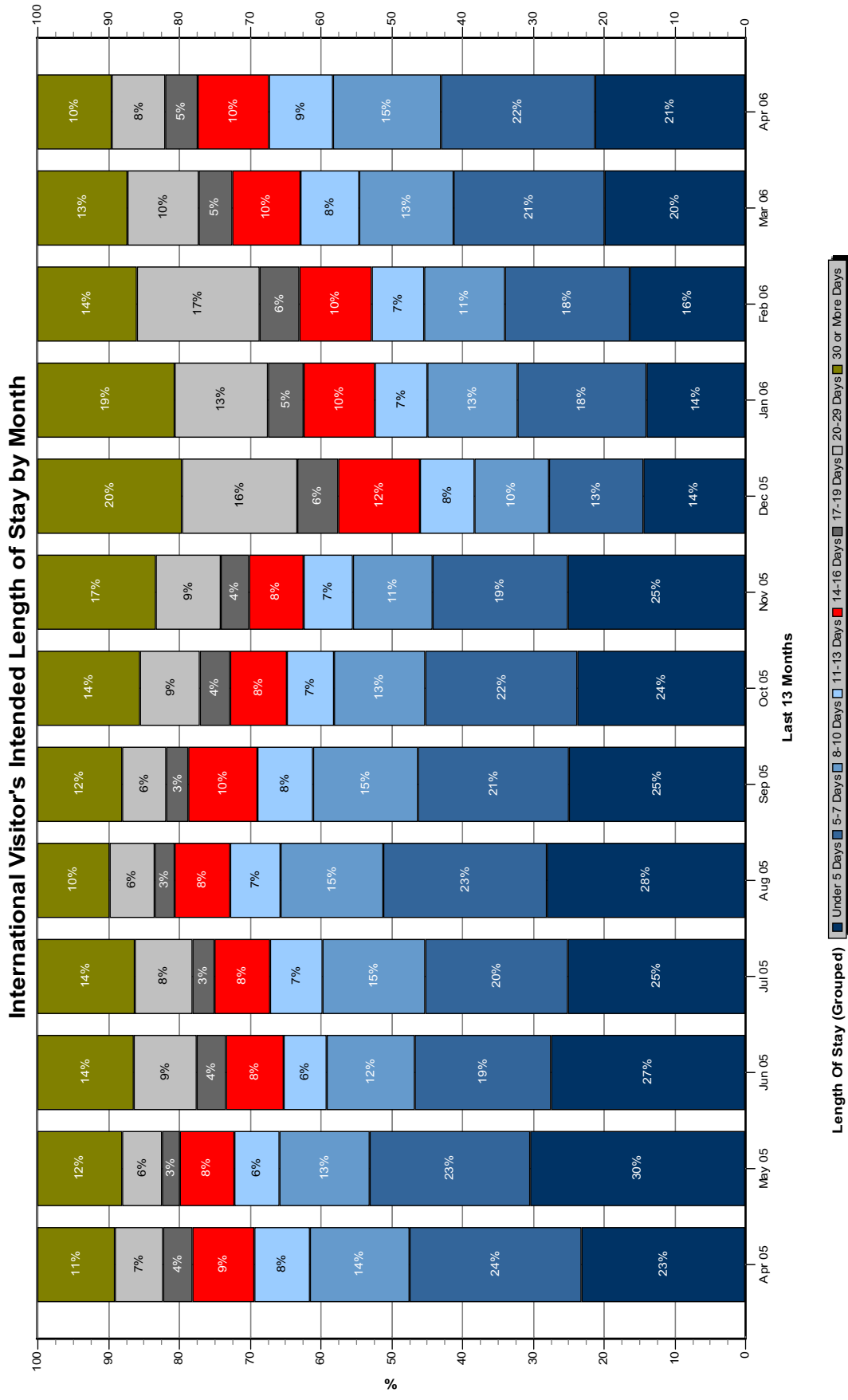
Base - International Visitor Arrival

Table: Total Arrivals by Intended Length of Stay Monthly

Last 13 Months

Length Of Stay (Grouped)	Apr 05	May 05	Jun 05	Jul 05	Aug 05	Sep 05	Oct 05	Nov 05	Dec 05	Jan 06	Feb 06	Mar 06	Apr 06
Total	173,280	134,235	156,161	166,968	150,003	162,756	175,605	214,107	305,675	248,560	251,174	223,767	190,498
Under 5 Days	40,080	40,717	42,693	41,712	41,895	40,590	41,538	53,567	43,875	34,788	41,118	44,413	40,392
5-7 Days	42,192	30,514	30,267	33,672	34,755	34,628	37,881	40,917	40,775	44,954	44,044	47,863	41,404
8-10 Days	24,192	17,043	19,380	24,216	21,819	24,200	22,494	24,288	31,975	32,006	28,754	29,808	29,040
11-13 Days	13,608	8,626	9,386	12,384	10,689	12,716	11,661	14,904	23,850	18,408	18,656	18,446	17,292
14-16 Days	15,216	10,241	12,692	13,200	11,634	15,796	14,191	16,238	35,225	24,986	25,586	21,712	19,250
17-19 Days	7,176	3,439	6,612	5,112	4,242	5,192	7,452	8,625	17,450	12,532	14,256	10,327	8,602
20-29 Days	11,928	7,581	13,813	13,608	9,534	10,098	15,019	19,619	49,925	32,760	43,318	22,609	14,564
30 or More Days	18,888	16,074	21,318	23,064	15,435	19,536	25,369	35,949	62,600	48,126	35,442	28,589	19,954

Graph: Total Arrivals by Intended Length of Stay Monthly



Base - International Visitor Arrival

Autobase Off

Table: Total Arrivals by Age Current Year End

Age	Current Year End										
	YE Apr 99	YE Apr 00	YE Apr 01	YE Apr 02	YE Apr 03	YE Apr 04	YE Apr 05	YE Apr 06			
Total	1,523,272	1,671,345	1,857,673	1,946,052	2,067,686	2,195,575	2,356,123	2,379,509			
Under 15 Years	% 7.6%	% 7.8%	% 8.2%	% 8.2%	% 8.3%	% 8.3%	% 8.3%	% 7.9%			
15 To 19 Years	% 4.6%	% 4.5%	% 4.6%	% 4.7%	% 4.9%	% 4.6%	% 4.7%	% 4.6%			
20 To 24 Years	% 7.4%	% 7.3%	% 7.4%	% 8.0%	% 8.1%	% 8.0%	% 7.8%	% 7.8%			
25 To 29 Years	% 11.3%	% 11.3%	% 11.1%	% 11.3%	% 10.7%	% 10.4%	% 9.9%	% 9.8%			
30 To 34 Years	% 10.3%	% 10.4%	% 10.3%	% 10.5%	% 10.4%	% 10.3%	% 10.3%	% 9.9%			
35 To 39 Years	% 9.1%	% 9.3%	% 9.1%	% 9.3%	% 9.0%	% 8.8%	% 8.8%	% 8.6%			
40 To 44 Years	% 8.5%	% 8.5%	% 8.4%	% 8.6%	% 8.7%	% 8.9%	% 8.8%	% 8.7%			
45 To 49 Years	% 8.6%	% 8.6%	% 8.4%	% 8.5%	% 8.5%	% 8.6%	% 8.8%	% 8.8%			
50 To 54 Years	% 8.9%	% 9.0%	% 9.0%	% 8.7%	% 8.6%	% 8.8%	% 8.8%	% 8.8%			
55 To 59 Years	% 7.3%	% 7.7%	% 7.5%	% 7.5%	% 7.7%	% 8.3%	% 8.4%	% 8.8%			
60 To 64 Years	% 6.3%	% 6.4%	% 6.6%	% 6.2%	% 6.5%	% 6.5%	% 6.7%	% 7.1%			
65 To 69 Years	% 4.9%	% 4.6%	% 4.6%	% 4.4%	% 4.4%	% 4.5%	% 4.5%	% 4.8%			
70 To 74 Years	% 3.0%	% 2.7%	% 2.8%	% 2.6%	% 2.5%	% 2.4%	% 2.4%	% 2.6%			
75 To 79 Years	% 1.4%	% 1.3%	% 1.3%	% 1.2%	% 1.1%	% 1.2%	% 1.1%	% 1.2%			
80 Years And Over	% 0.6%	% 0.5%	% 0.5%	% 0.5%	% 0.6%	% 0.5%	% 0.6%	% 0.6%			

Table: Total Arrivals by Age Monthly

Age	Last 13 Months												
	Apr 05	May 05	Jun 05	Jul 05	Aug 05	Sep 05	Oct 05	Nov 05	Dec 05	Jan 06	Feb 06	Mar 06	Apr 06
Total	173,280	134,235	156,161	166,968	150,003	162,756	175,605	214,107	305,675	248,560	251,174	223,767	190,498
Under 15 Years	12,072	7,486	12,996	20,880	13,650	14,850	9,430	10,465	38,975	19,864	11,286	12,650	15,774
15 To 19 Years	6,264	4,655	11,495	16,008	7,875	6,754	5,175	9,154	14,500	10,244	8,294	8,510	7,744
20 To 24 Years	12,264	11,381	15,599	18,360	14,637	13,530	11,155	13,570	22,450	18,460	18,414	14,444	14,322
25 To 29 Years	15,816	13,661	16,568	17,016	18,060	16,456	17,825	20,171	29,850	22,854	22,682	19,550	17,644
30 To 34 Years	18,408	14,079	16,131	14,736	17,976	16,170	19,665	22,356	32,125	22,906	22,264	19,435	17,622
35 To 39 Years	15,840	13,376	14,307	14,208	13,545	15,554	15,042	17,871	27,400	19,552	18,986	17,963	16,962
40 To 44 Years	15,936	12,578	15,352	16,560	14,637	16,016	14,789	17,526	28,325	18,356	19,184	17,802	16,984
45 To 49 Years	15,912	12,103	14,649	14,760	13,608	16,214	15,594	19,136	26,650	19,994	19,536	19,366	16,698
50 To 54 Years	16,224	13,414	12,559	12,696	12,243	14,916	16,675	20,148	25,725	21,034	22,528	20,240	17,886
55 To 59 Years	15,168	12,312	11,666	9,816	10,836	13,288	16,951	20,792	22,575	23,010	26,114	23,621	18,942
60 To 64 Years	12,984	8,740	7,429	6,312	6,657	8,580	14,398	18,423	15,925	21,450	26,224	20,838	13,112
65 To 69 Years	8,616	5,339	4,104	3,360	3,423	5,544	9,982	12,949	10,000	15,912	19,052	15,410	8,712
70 To 74 Years	4,488	3,211	2,204	1,128	1,491	2,904	5,129	6,808	5,950	9,360	10,384	8,326	4,686
75 To 79 Years	2,208	1,387	817	672	1,008	1,386	2,369	3,174	3,275	3,484	4,378	3,841	2,398
80 Years And Over	1,080	513	285	456	357	594	1,426	1,564	1,950	2,080	1,848	1,771	1,012

Table: Total Arrivals by Gender and Age Current Year End

Current Year End								
Gender	YE Apr 99	YE Apr 00	YE Apr 01	YE Apr 02	YE Apr 03	YE Apr 04	YE Apr 05	YE Apr 06
Under 15 Years								
Total	116,053	129,708	151,702	159,601	172,418	181,769	195,554	188,306
Female	58,179	64,848	75,212	80,132	83,855	89,848	97,598	94,852
Male	57,874	64,860	76,490	79,469	88,563	91,921	97,956	93,454
15 To 19 Years								
Total	69,351	75,265	85,762	91,299	100,405	100,594	110,496	110,408
Female	37,421	39,419	45,417	48,816	53,762	53,853	60,543	57,781
Male	31,930	35,846	40,345	42,483	46,643	46,741	49,953	52,627
20 To 24 Years								
Total	112,940	122,676	138,133	155,730	167,429	176,413	183,223	186,322
Female	61,990	68,376	76,117	85,390	93,208	98,880	102,231	101,302
Male	50,950	54,300	62,016	70,340	74,221	77,533	80,992	85,020
25 To 29 Years								
Total	172,575	189,290	206,862	219,176	221,105	227,853	233,551	232,337
Female	88,601	97,436	106,957	113,949	116,090	121,595	123,502	119,595
Male	83,974	91,854	99,905	105,227	105,015	106,258	110,049	112,742
30 To 34 Years								
Total	156,884	174,187	190,936	204,179	215,392	225,123	243,851	235,465
Female	69,878	78,224	86,589	94,302	99,223	105,852	116,168	109,739
Male	87,006	95,963	104,347	109,877	116,169	119,271	127,683	125,726
35 To 39 Years								
Total	138,767	154,604	169,924	180,482	186,108	193,463	206,640	204,766
Female	56,303	63,387	70,416	76,430	79,057	80,876	85,086	86,429
Male	82,464	91,217	99,508	104,052	107,051	112,587	121,554	118,337
40 To 44 Years								
Total	128,911	142,176	156,950	166,421	179,157	195,766	208,354	208,109
Female	51,850	57,717	65,996	69,447	74,540	80,682	86,035	86,165
Male	77,061	84,459	90,954	96,974	104,617	115,084	122,319	121,944
45 To 49 Years								
Total	131,620	143,187	156,766	165,822	175,200	187,785	207,712	208,308
Female	56,895	61,962	68,750	73,643	77,060	82,417	92,607	88,792
Male	74,725	81,225	88,016	92,179	98,140	105,368	115,105	119,516
50 To 54 Years								
Total	136,278	150,936	166,885	169,761	178,476	194,194	207,375	210,064
Female	63,374	70,013	79,071	80,348	83,466	91,350	100,852	100,108
Male	72,904	80,923	87,814	89,413	95,010	102,844	106,523	109,956
55 To 59 Years								
Total	111,918	128,722	140,037	145,744	159,463	181,719	198,936	209,923
Female	54,885	64,663	69,995	70,947	77,700	89,383	97,316	102,491
Male	57,033	64,059	70,042	74,797	81,763	92,336	101,620	107,432
60 To 64 Years								
Total	96,700	107,556	122,386	119,906	133,555	143,724	158,618	168,088
Female	48,203	53,296	61,482	60,288	67,792	73,172	82,442	85,237
Male	48,497	54,260	60,904	59,618	65,763	70,552	76,176	82,851
65 To 69 Years								
Total	74,826	77,308	85,728	85,095	91,380	98,200	106,653	113,787
Female	36,605	37,366	41,179	40,375	45,080	46,808	52,612	53,201
Male	38,221	39,942	44,549	44,720	46,300	51,392	54,041	60,586
70 To 74 Years								
Total	46,115	45,425	52,606	50,174	51,878	52,862	56,009	61,581
Female	22,308	21,977	25,324	24,732	24,439	24,719	27,180	29,656

Table: Total Arrivals by Gender and Age Current Year End

Current Year End

Gender	YE Apr 99	YE Apr 00	YE Apr 01	YE Apr 02	YE Apr 03	YE Apr 04	YE Apr 05	YE Apr 06
Male	23,807	23,448	27,282	25,442	27,439	28,143	28,829	31,925
75 To 79 Years								
Total	20,853	21,257	23,510	22,528	23,687	25,266	25,903	28,189
Female	10,543	11,121	11,525	11,682	11,755	13,521	12,850	13,757
Male	10,310	10,136	11,985	10,846	11,932	11,745	13,053	14,432
80 Years And Over								
Total	9,481	9,048	9,486	10,134	12,033	10,844	13,248	13,856
Female	5,272	4,910	5,015	5,534	6,835	6,081	7,711	7,370
Male	4,209	4,138	4,471	4,600	5,198	4,763	5,537	6,486

Table: Total Arrivals by Gender and Age Monthly

Last 13 Months

Gender	Apr 05	May 05	Jun 05	Jul 05	Aug 05	Sep 05	Oct 05	Nov 05	Dec 05	Jan 06	Feb 06	Mar 06	Apr 06
Under 15 Years													
Total	12,072	7,486	12,996	20,880	13,650	14,850	9,430	10,465	38,975	19,864	11,286	12,650	15,774
Female	6,168	4,009	6,023	10,272	7,350	6,996	4,899	5,313	19,800	10,556	5,588	6,302	7,744
Male	5,904	3,477	6,973	10,608	6,300	7,854	4,531	5,152	19,175	9,308	5,698	6,348	8,030
15 To 19 Years													
Total	6,264	4,655	11,495	16,008	7,875	6,754	5,175	9,154	14,500	10,244	8,294	8,510	7,744
Female	3,240	2,660	5,928	8,088	4,242	3,168	2,553	5,014	7,425	5,746	4,664	4,025	4,268
Male	3,024	1,995	5,567	7,920	3,633	3,586	2,622	4,140	7,075	4,498	3,630	4,485	3,476
20 To 24 Years													
Total	12,264	11,381	15,599	18,360	14,637	13,530	11,155	13,570	22,450	18,460	18,414	14,444	14,322
Female	6,816	6,004	7,942	9,576	7,476	7,590	6,279	7,291	12,000	10,478	10,406	8,142	8,118
Male	5,448	5,377	7,657	8,784	7,161	5,940	4,876	6,279	10,450	7,982	8,008	6,302	6,204
25 To 29 Years													
Total	15,816	13,661	16,568	17,016	18,060	16,456	17,825	20,171	29,850	22,854	22,682	19,550	17,644
Female	8,136	7,239	7,581	7,800	8,421	9,064	10,281	10,764	15,825	12,012	11,528	10,258	8,822
Male	7,680	6,422	8,987	9,216	9,639	7,392	7,544	9,407	14,025	10,842	11,154	9,292	8,822
30 To 34 Years													
Total	18,408	14,079	16,131	14,736	17,976	16,170	19,665	22,356	32,125	22,906	22,264	19,435	17,622
Female	8,616	6,403	6,954	6,456	8,106	7,656	9,108	10,074	15,275	11,180	11,176	8,947	8,404
Male	9,792	7,676	9,177	8,280	9,870	8,514	10,557	12,282	16,850	11,726	11,088	10,488	9,218
35 To 39 Years													
Total	15,840	13,376	14,307	14,208	13,545	15,554	15,042	17,871	27,400	19,552	18,986	17,963	16,962
Female	6,216	5,187	5,339	5,952	5,313	6,138	6,049	7,682	13,025	8,372	8,074	7,774	7,524
Male	9,624	8,189	8,968	8,256	8,232	9,416	8,993	10,189	14,375	11,180	10,912	10,189	9,438
40 To 44 Years													
Total	15,936	12,578	15,352	16,560	14,637	16,016	14,789	17,526	28,325	18,356	19,184	17,802	16,984
Female	6,408	4,541	5,776	7,152	5,943	6,138	6,187	6,555	13,700	8,034	7,986	6,739	7,414
Male	9,528	8,037	9,576	9,408	8,694	9,878	8,602	10,971	14,625	10,322	11,198	11,063	9,570
45 To 49 Years													
Total	15,912	12,103	14,649	14,760	13,608	16,214	15,594	19,136	26,650	19,994	19,536	19,366	16,698
Female	7,272	4,731	5,472	5,472	5,418	6,754	6,647	8,050	12,250	9,282	8,888	8,326	7,502
Male	8,640	7,372	9,177	9,288	8,190	9,460	8,947	11,086	14,400	10,712	10,648	11,040	9,196
50 To 54 Years													
Total	16,224	13,414	12,559	12,696	12,243	14,916	16,675	20,148	25,725	21,034	22,528	20,240	17,886

Table: Total Arrivals by Gender and Age Monthly

Last 13 Months

Gender	Apr 05	May 05	Jun 05	Jul 05	Aug 05	Sep 05	Oct 05	Nov 05	Dec 05	Jan 06	Feb 06	Mar 06	Apr 06
Female	7,848	6,289	5,871	5,688	5,313	6,622	7,751	9,614	12,475	10,816	11,220	9,913	8,536
Male	8,376	7,125	6,688	7,008	6,930	8,294	8,924	10,534	13,250	10,218	11,308	10,327	9,350
55 To 59 Years													
Total	15,168	12,312	11,666	9,816	10,836	13,288	16,951	20,792	22,575	23,010	26,114	23,621	18,942
Female	7,224	5,776	4,807	4,248	4,746	5,676	8,809	10,258	10,550	12,116	13,640	12,581	9,284
Male	7,944	6,536	6,859	5,568	6,090	7,612	8,142	10,534	12,025	10,894	12,474	11,040	9,658
60 To 64 Years													
Total	12,984	8,740	7,429	6,312	6,657	8,580	14,398	18,423	15,925	21,450	26,224	20,838	13,112
Female	6,696	4,617	2,983	2,520	2,982	4,202	7,153	9,568	8,025	11,232	13,574	11,385	6,996
Male	6,288	4,123	4,446	3,792	3,675	4,378	7,245	8,855	7,900	10,218	12,650	9,453	6,116
65 To 69 Years													
Total	8,616	5,339	4,104	3,360	3,423	5,544	9,982	12,949	10,000	15,912	19,052	15,410	8,712
Female	4,536	2,565	1,691	1,272	1,470	2,442	5,198	6,049	5,175	7,488	8,514	7,245	4,092
Male	4,080	2,774	2,413	2,088	1,953	3,102	4,784	6,900	4,825	8,424	10,538	8,165	4,620
70 To 74 Years													
Total	4,488	3,211	2,204	1,128	1,491	2,904	5,129	6,808	5,950	9,360	10,384	8,326	4,686
Female	2,256	1,520	912	600	756	1,606	2,622	3,013	2,975	4,368	4,796	4,002	2,486
Male	2,232	1,691	1,292	528	735	1,298	2,507	3,795	2,975	4,992	5,588	4,324	2,200
75 To 79 Years													
Total	2,208	1,387	817	672	1,008	1,386	2,369	3,174	3,275	3,484	4,378	3,841	2,398
Female	1,296	627	418	336	588	638	1,058	1,702	1,700	1,456	2,200	1,978	1,056
Male	912	760	399	336	420	748	1,311	1,472	1,575	2,028	2,178	1,863	1,342
80 Years And Over													
Total	1,080	513	285	456	357	594	1,426	1,564	1,950	2,080	1,848	1,771	1,012
Female	576	228	152	240	294	198	851	736	1,225	1,014	1,012	782	638
Male	504	285	133	216	63	396	575	828	725	1,066	836	989	374

Table: Arrivals by Country of Origin Current Year End

Current Year End								
Origin	YE Apr 99	YE Apr 00	YE Apr 01	YE Apr 02	YE Apr 03	YE Apr 04	YE Apr 05	YE Apr 06
Total	1,523,272	1,671,345	1,857,673	1,946,052	2,067,686	2,195,575	2,356,123	2,379,509
Argentina	4,797	5,375	5,039	3,328	2,062	2,531	2,764	3,551
Australia	506,391	545,176	596,741	625,397	651,638	760,775	867,462	879,501
Austria	4,221	4,336	5,221	4,621	5,025	5,204	6,770	6,168
Bahrain	245	289	303	325	254	314	418	251
Belgium	2,782	3,264	3,705	3,742	4,046	4,144	4,651	4,385
Brazil	3,269	3,795	5,239	5,729	5,439	5,615	6,291	7,898
Canada	32,181	32,938	35,411	38,624	39,671	39,990	41,798	43,623
Channel Islands	820	827	932	1,081	992	1,358	1,356	1,240
Chile	856	1,100	1,047	1,132	1,592	2,019	2,539	3,116
China, People's Republic Of	16,589	27,522	41,008	61,669	78,018	66,734	84,454	93,634
Cook Islands	6,627	6,147	6,891	7,422	8,114	8,456	9,082	10,494
Czech Republic	1,278	1,732	1,845	1,627	2,684	3,589	3,043	3,129
Denmark	7,235	7,274	7,381	7,672	8,485	9,225	9,425	9,921
England	111,020	142,577	154,290	159,878	170,434	223,809	242,826	265,283
Fiji	13,269	14,713	13,977	16,305	16,003	15,201	18,668	21,522
Finland	1,794	2,133	1,965	2,006	2,257	2,133	2,723	2,884
France	7,727	10,958	10,039	11,386	14,337	15,332	16,388	17,873
French Polynesia	7,288	9,063	13,144	16,756	17,139	17,948	17,448	17,946
Germany	44,171	48,921	53,535	49,129	50,472	54,930	57,161	58,054
Hong Kong (SAR)	29,737	29,716	30,561	28,924	27,042	27,746	27,082	25,286
Iceland	139	143	146	77	180	258	324	195
India	5,655	6,821	9,521	14,427	16,546	14,737	16,677	18,111
Indonesia	7,122	6,442	8,665	9,313	8,150	8,825	7,987	7,015
Ireland	5,950	8,065	10,104	12,152	14,416	15,990	18,240	21,655
Isle of Man	272	354	365	417	450	484	612	489
Israel	4,014	4,692	6,063	7,908	6,793	6,550	6,864	6,451
Italy	6,042	8,573	6,700	6,415	9,184	6,839	7,397	7,792
Japan	149,458	146,544	158,813	150,822	170,374	151,664	163,044	149,896
Korea, Republic of	26,112	55,874	72,028	95,471	112,432	116,090	113,207	107,844
Kuwait	205	312	278	258	222	285	353	404
Luxembourg	254	280	330	330	340	346	474	282
Malaysia	15,368	17,626	20,701	20,514	22,034	24,815	24,364	22,302
Mexico	1,352	1,962	1,976	2,641	2,714	2,729	2,778	2,709
Netherlands	18,137	21,159	25,382	24,890	27,109	25,929	25,940	26,488
New Caledonia	5,570	6,594	7,317	7,798	8,727	9,739	10,317	10,648
Northern Ireland	1,339	1,328	1,786	1,886	2,306	2,664	3,048	3,496
Norway	2,835	3,849	3,861	4,160	4,272	4,196	3,983	3,939
Papua New Guinea	2,324	2,220	2,047	1,912	2,120	1,853	1,563	1,691
Philippines	4,550	5,114	4,989	4,987	5,024	4,687	5,573	6,145
Poland	1,193	1,220	1,301	1,211	1,441	1,479	1,575	1,833
Russia	1,305	1,413	1,243	1,474	1,793	1,935	2,416	2,706
Samoa	12,159	12,552	14,856	14,216	13,790	15,259	14,983	16,657
Samoa, American	1,444	1,232	1,166	1,424	1,290	1,816	2,077	1,782
Saudi Arabia	1,080	1,090	1,184	1,348	1,646	1,614	1,926	2,373
Scotland	9,243	10,200	11,797	11,502	12,686	15,265	18,069	18,014
Singapore	28,021	34,669	35,547	32,348	33,252	33,342	32,742	29,125
South Africa	15,035	15,332	16,750	16,791	15,371	16,298	15,878	17,665
Spain	3,191	4,127	4,245	4,281	5,286	5,475	6,430	7,313
Sweden	8,910	10,819	11,016	11,197	13,040	12,405	12,879	12,307
Switzerland	11,563	13,207	13,777	14,058	16,087	15,350	14,845	14,020

Table: Arrivals by Country of Origin Current Year End

Current Year End

Origin	YE Apr 99	YE Apr 00	YE Apr 01	YE Apr 02	YE Apr 03	YE Apr 04	YE Apr 05	YE Apr 06
Taiwan	40,846	39,027	39,926	36,062	32,672	25,349	27,982	28,778
Thailand	19,020	24,529	25,558	22,687	20,782	20,128	20,811	17,750
Tonga	7,645	7,517	9,054	9,506	10,203	10,054	10,504	10,505
Ukraine	2,160	1,243	1,876	1,378	1,455	1,669	1,633	1,859
United Arab Emirates	1,361	1,697	1,918	2,292	2,651	3,629	4,351	4,298
United Kingdom (NFD)	33,928	21,670	35,645	47,005	55,083	26,705	16,894	11,098
United States Of America	166,361	188,759	194,396	194,098	206,912	211,713	219,695	222,766
Vanuatu	1,172	1,251	1,559	1,496	1,599	1,429	1,480	1,408
Wales	3,524	3,518	3,744	4,018	4,297	6,551	8,373	10,550
Zimbabwe	564	629	2,007	2,458	2,721	1,282	1,104	648
Other	30,303	36,806	41,528	41,685	37,137	35,095	39,377	43,037
Not Specified	63,952	42,441	57,805	59,931	56,990	65,878	44,965	29,661

Table: Arrivals by Country of Origin Monthly

Last 13 Months

Origin	Apr 05	May 05	Jun 05	Jul 05	Aug 05	Sep 05	Oct 05	Nov 05	Dec 05	Jan 06	Feb 06	Mar 06	Apr 06
Total	173,280	134,235	156,161	166,968	150,003	162,756	175,605	214,107	305,675	248,560	251,174	223,767	190,498
Argentina	240	152	114	240	168	242	207	253	600	572	352	299	352
Australia	70,056	53,124	60,648	66,960	64,260	83,952	64,078	63,526	116,250	75,270	73,832	78,775	78,826
Austria	336	228	247	360	294	308	506	667	925	962	880	483	308
Bahrain	24	0	19	48	42	22	23	23	25	26	0	23	0
Belgium	192	133	114	216	126	198	437	621	650	598	660	368	264
Brazil	480	361	342	720	462	550	529	644	1,075	1,092	748	759	616
Canada	2,712	1,900	1,425	2,280	1,848	1,826	2,737	4,738	5,275	6,292	6,908	5,336	3,058
Channel Islands	48	38	57	48	63	44	92	92	175	208	220	115	88
Chile	264	171	171	192	210	220	276	276	350	286	286	414	264
China, People's Republic Of	6,864	5,130	4,826	6,552	6,699	6,094	6,693	11,408	11,775	8,788	8,470	7,475	9,724
Cook Islands	912	779	855	768	693	792	1,058	897	1,325	780	814	897	836
Czech Republic	168	76	95	96	84	154	299	644	350	390	440	391	110
Denmark	384	209	285	336	210	286	598	1,104	1,550	1,768	2,332	759	484
England	14,880	9,861	19,038	14,352	11,802	10,076	16,146	23,759	37,900	36,192	40,854	26,933	18,370
Fiji	1,800	1,596	1,577	1,272	1,491	1,496	1,449	1,541	3,425	1,898	1,716	1,817	2,244
Finland	144	152	133	96	84	110	230	391	425	416	440	253	154
France	1,176	703	855	1,248	1,134	748	1,472	1,886	2,525	2,080	2,420	1,702	1,100
French Polynesia	1,104	1,026	1,254	1,848	693	836	1,541	1,196	2,850	1,300	1,892	2,300	1,210
Germany	2,448	1,558	1,330	2,592	2,163	2,574	5,152	7,521	7,525	8,684	9,548	6,371	3,036
Hong Kong (SAR)	1,680	1,368	1,330	2,736	1,743	1,496	1,656	2,231	3,225	3,276	1,760	2,001	2,464
Iceland	24	19	19	0	0	22	0	46	0	0	44	23	22
India	1,536	2,736	1,292	840	840	1,210	1,587	1,633	2,275	1,170	1,364	1,426	1,738
Indonesia	552	304	513	504	315	374	667	1,012	1,450	468	396	506	506
Ireland	1,128	1,064	3,211	1,944	1,239	1,100	1,403	1,840	2,550	2,392	1,914	1,656	1,342
Isle of Man	24	0	38	24	21	0	46	69	50	130	66	23	22
Israel	312	152	114	168	168	440	828	851	850	1,118	990	552	220
Italy	408	247	418	600	819	418	667	713	1,100	910	858	690	352
Japan	12,288	10,203	9,538	10,728	12,558	9,702	11,845	16,836	14,475	15,132	15,114	14,789	8,976
Korea, Republic of	7,608	6,935	6,840	9,696	7,875	6,402	9,039	10,327	10,725	13,052	9,746	9,177	8,030
Kuwait	0	38	38	72	42	22	23	23	75	26	0	23	22
Luxembourg	24	0	0	24	21	22	46	23	50	52	44	0	0
Malaysia	2,208	2,508	1,235	1,080	1,911	1,606	2,438	2,760	2,650	1,170	1,210	1,886	1,848
Mexico	168	152	171	360	105	220	184	161	350	156	198	322	330

Table: Arrivals by Country of Origin Monthly

Last 13 Months

Origin	Apr 05	May 05	Jun 05	Jul 05	Aug 05	Sep 05	Oct 05	Nov 05	Dec 05	Jan 06	Feb 06	Mar 06	Apr 06
Netherlands	864	627	532	1,056	630	880	2,254	3,749	4,575	5,018	4,312	1,909	946
New Caledonia	624	684	513	888	567	968	644	713	1,325	1,872	990	736	748
Northern Ireland	192	152	361	408	147	154	230	299	325	416	440	322	242
Norway	312	152	152	216	168	132	276	368	525	546	638	414	352
Papua New Guinea	120	114	114	120	84	176	161	92	250	156	132	138	154
Philippines	600	532	437	384	315	396	506	552	650	494	462	713	704
Poland	168	133	57	72	126	88	92	391	175	208	220	161	110
Russia	120	190	114	168	147	110	138	207	475	442	308	253	154
Samoa	1,512	1,102	1,178	960	1,155	1,254	1,219	1,564	3,150	1,014	1,276	1,311	1,474
Samoa, American	168	133	171	144	105	132	92	138	300	52	154	207	154
Saudi Arabia	96	114	380	528	210	154	69	138	200	156	132	138	154
Scotland	1,152	817	1,349	1,224	525	682	1,357	1,564	2,300	2,574	2,816	1,794	1,012
Singapore	2,088	2,071	2,451	1,632	1,470	1,540	2,415	3,542	5,825	2,340	1,760	2,231	1,848
South Africa	1,248	893	1,045	1,008	1,176	1,056	1,081	1,863	3,075	1,352	1,738	1,794	1,584
Spain	432	266	361	528	819	550	713	1,081	675	546	594	828	352
Sweden	600	361	361	384	273	440	920	1,633	2,050	2,054	2,046	1,081	704
Switzerland	648	399	380	504	378	792	1,288	1,610	2,275	2,600	1,782	1,242	770
Taiwan	2,016	1,311	1,387	3,120	1,701	2,288	2,599	2,507	2,450	4,654	2,398	2,185	2,178
Thailand	4,800	1,520	969	1,296	987	924	2,001	874	1,475	572	1,276	2,116	3,740
Tonga	912	703	627	696	798	814	897	897	1,500	780	770	989	1,034
Ukraine	24	665	38	0	0	22	46	575	100	104	154	23	132
United Arab Emirates	288	209	361	816	609	198	230	230	525	338	264	276	242
United Kingdom (NFD)	648	608	703	696	336	308	667	759	1,550	1,898	1,694	1,219	660
United States Of America	14,496	12,445	15,162	14,592	11,760	10,274	15,939	21,643	24,550	23,478	29,898	25,645	17,380
Vanuatu	144	114	95	72	105	132	115	138	150	130	110	115	132
Wales	504	342	3,477	768	399	264	483	759	750	1,014	1,034	644	616
Zimbabwe	72	57	57	24	42	44	23	46	125	52	66	46	66
Other	3,192	2,470	2,964	3,264	2,814	2,794	3,082	3,818	6,250	4,108	4,048	3,795	3,630
Not Specified	3,048	2,128	2,223	2,376	1,953	1,628	2,116	2,645	3,300	2,938	3,146	2,898	2,310

Table: Country of Origin by Purpose Current Year End

Current Year End								
Main Reason For Visit - NZ (Grouped)	YE Apr 99	YE Apr 00	YE Apr 01	YE Apr 02	YE Apr 03	YE Apr 04	YE Apr 05	YE Apr 06
Argentina								
Total	4,797	5,375	5,039	3,328	2,062	2,531	2,764	3,551
Holiday	3,622	3,735	3,558	2,142	1,131	1,526	1,702	2,202
Visit Friends And Relatives	316	325	407	393	283	366	383	576
Business	167	356	275	169	223	205	418	215
Education/Medical	0	128	136	119	129	50	70	23
Other	692	831	663	505	296	384	191	535
Australia								
Total	506,391	545,176	596,741	625,397	651,638	760,775	867,462	879,501
Holiday	177,577	189,245	223,307	238,211	254,414	302,021	341,421	339,360
Visit Friends And Relatives	176,646	194,389	208,257	215,089	225,512	266,787	309,379	315,047
Business	121,359	130,794	139,939	141,440	139,865	159,031	179,392	186,465
Education/Medical	0	2,725	3,396	4,700	4,291	4,817	6,419	5,425
Other	30,809	28,023	21,842	25,957	27,556	28,119	30,851	33,204
Austria								
Total	4,221	4,336	5,221	4,621	5,025	5,204	6,770	6,168
Holiday	3,128	3,151	4,388	3,598	3,669	3,744	4,963	3,961
Visit Friends And Relatives	550	641	384	581	643	890	1,054	1,300
Business	300	269	258	274	303	277	398	474
Education/Medical	0	41	0	36	51	34	119	157
Other	243	234	191	132	359	259	236	276
Bahrain								
Total	245	289	303	325	254	314	418	251
Holiday	46	73	132	81	122	87	173	118
Visit Friends And Relatives	123	135	157	180	97	174	123	133
Business	28	67	14	30	18	35	47	0
Education/Medical	0	0	0	0	0	0	29	0
Other	48	14	0	34	17	18	46	0
Belgium								
Total	2,782	3,264	3,705	3,742	4,046	4,144	4,651	4,385
Holiday	1,631	2,156	2,394	2,474	2,974	2,472	2,849	2,753
Visit Friends And Relatives	538	465	727	547	446	845	922	848
Business	457	485	346	489	385	540	805	543
Education/Medical	0	14	15	15	36	58	50	63
Other	156	144	223	217	205	229	25	178
Brazil								
Total	3,269	3,795	5,239	5,729	5,439	5,615	6,291	7,898
Holiday	2,115	2,462	3,323	3,250	2,980	3,153	3,552	4,240
Visit Friends And Relatives	360	366	462	493	431	772	782	732
Business	133	259	222	259	375	279	302	562
Education/Medical	0	311	847	1,209	1,076	926	961	1,476
Other	661	397	385	518	577	485	694	888
Canada								
Total	32,181	32,938	35,411	38,624	39,671	39,990	41,798	43,623
Holiday	16,939	17,346	19,740	23,002	24,741	23,402	23,389	23,735
Visit Friends And Relatives	8,546	10,126	9,855	10,352	9,855	10,865	12,708	13,641
Business	2,660	2,686	3,589	2,729	2,589	2,910	3,225	3,485
Education/Medical	0	183	358	417	451	615	573	581
Other	4,036	2,597	1,869	2,124	2,035	2,198	1,903	2,181
Channel Islands								
Total	820	827	932	1,081	992	1,358	1,356	1,240

Table: Country of Origin by Purpose Current Year End

Current Year End								
Main Reason For Visit - NZ (Grouped)	YE Apr 99	YE Apr 00	YE Apr 01	YE Apr 02	YE Apr 03	YE Apr 04	YE Apr 05	YE Apr 06
Holiday	484	473	623	745	482	901	796	792
Visit Friends And Relatives	233	324	279	304	369	395	518	448
Business	39	14	16	0	75	0	24	0
Education/Medical	0	0	0	0	0	0	0	0
Other	64	16	14	32	66	62	18	0
Chile								
Total	856	1,100	1,047	1,132	1,592	2,019	2,539	3,116
Holiday	216	448	429	411	750	992	1,221	1,254
Visit Friends And Relatives	240	206	178	248	157	311	429	282
Business	272	257	172	221	318	267	471	545
Education/Medical	0	42	52	64	140	127	79	290
Other	128	147	216	188	227	322	339	745
China, People's Republic Of								
Total	16,589	27,522	41,008	61,669	78,018	66,734	84,454	93,634
Holiday	5,692	10,043	17,658	24,547	31,067	28,977	41,424	48,699
Visit Friends And Relatives	2,744	4,402	6,284	8,390	10,361	10,997	11,764	11,596
Business	6,333	8,647	10,642	15,408	18,776	17,262	21,438	23,190
Education/Medical	0	1,083	3,043	8,041	10,659	4,297	3,486	3,021
Other	1,820	3,347	3,381	5,283	7,155	5,201	6,342	7,128
Cook Islands								
Total	6,627	6,147	6,891	7,422	8,114	8,456	9,082	10,494
Holiday	1,088	967	1,061	988	1,004	994	1,201	1,397
Visit Friends And Relatives	3,079	2,799	3,191	3,449	3,821	4,445	4,351	5,521
Business	581	718	730	1,001	928	963	1,052	1,143
Education/Medical	0	220	614	552	565	608	483	305
Other	1,879	1,443	1,295	1,432	1,796	1,446	1,995	2,128
Czech Republic								
Total	1,278	1,732	1,845	1,627	2,684	3,589	3,043	3,129
Holiday	844	1,201	1,327	1,042	1,802	2,728	2,256	2,054
Visit Friends And Relatives	136	216	195	170	411	342	319	412
Business	86	117	37	83	114	75	138	158
Education/Medical	0	77	104	227	173	170	122	145
Other	212	121	182	105	184	274	208	360
Denmark								
Total	7,235	7,274	7,381	7,672	8,485	9,225	9,425	9,921
Holiday	4,866	4,720	5,042	5,262	5,942	6,567	6,574	6,905
Visit Friends And Relatives	901	1,410	1,071	1,283	1,126	1,549	1,431	1,626
Business	768	530	583	665	631	478	938	787
Education/Medical	0	90	231	123	249	253	231	303
Other	700	524	454	339	537	378	251	300
England								
Total	111,020	142,577	154,290	159,878	170,434	223,809	242,826	265,283
Holiday	53,858	67,838	80,632	87,716	95,474	121,565	131,272	140,558
Visit Friends And Relatives	45,081	61,092	62,551	61,127	64,126	87,088	94,312	103,394
Business	6,574	7,752	6,805	6,571	6,243	9,168	10,213	12,348
Education/Medical	0	441	580	585	710	910	864	1,080
Other	5,507	5,454	3,722	3,879	3,881	5,078	6,165	7,903
Fiji								
Total	13,269	14,713	13,977	16,305	16,003	15,201	18,668	21,522
Holiday	2,551	2,829	2,595	3,154	2,766	2,254	2,765	3,769
Visit Friends And Relatives	6,270	6,985	7,002	7,869	7,350	8,135	10,701	11,553

Table: Country of Origin by Purpose Current Year End

Current Year End								
Main Reason For Visit - NZ (Grouped)	YE Apr 99	YE Apr 00	YE Apr 01	YE Apr 02	YE Apr 03	YE Apr 04	YE Apr 05	YE Apr 06
Business	2,193	2,457	2,045	2,807	2,816	2,752	3,000	3,610
Education/Medical	0	590	723	657	805	515	742	417
Other	2,255	1,852	1,612	1,818	2,266	1,545	1,460	2,173
Finland								
Total	1,794	2,133	1,965	2,006	2,257	2,133	2,723	2,884
Holiday	978	1,367	1,157	1,262	1,494	1,496	1,874	1,810
Visit Friends And Relatives	158	228	277	234	385	144	308	373
Business	510	395	372	399	228	366	323	510
Education/Medical	0	16	79	15	49	18	62	96
Other	148	127	80	96	101	109	156	95
France								
Total	7,727	10,958	10,039	11,386	14,337	15,332	16,388	17,873
Holiday	3,701	5,628	5,702	5,878	8,150	8,887	9,269	10,404
Visit Friends And Relatives	1,481	2,122	2,084	2,212	2,570	3,058	3,566	3,497
Business	1,437	1,811	1,382	1,419	1,728	1,659	1,673	1,966
Education/Medical	0	73	78	345	272	303	431	448
Other	1,108	1,324	793	1,532	1,617	1,425	1,449	1,558
French Polynesia								
Total	7,288	9,063	13,144	16,756	17,139	17,948	17,448	17,946
Holiday	5,578	7,038	10,229	12,938	13,283	13,702	14,246	14,011
Visit Friends And Relatives	484	705	702	893	1,203	1,334	926	945
Business	184	193	418	539	495	691	385	530
Education/Medical	0	291	608	1,160	721	630	704	578
Other	1,042	836	1,187	1,226	1,437	1,591	1,187	1,882
Germany								
Total	44,171	48,921	53,535	49,129	50,472	54,930	57,161	58,054
Holiday	35,022	37,999	43,056	38,261	38,961	41,092	42,167	41,755
Visit Friends And Relatives	4,364	5,405	5,197	5,346	5,359	7,307	7,802	8,385
Business	2,406	2,622	2,300	2,399	2,897	3,095	2,857	2,957
Education/Medical	0	610	1,085	967	1,447	1,728	2,074	2,604
Other	2,379	2,285	1,897	2,156	1,808	1,708	2,261	2,353
Hong Kong (SAR)								
Total	29,737	29,716	30,561	28,924	27,042	27,746	27,082	25,286
Holiday	19,097	18,371	19,521	17,274	15,647	16,022	14,883	13,864
Visit Friends And Relatives	6,401	6,709	6,889	6,708	6,954	7,843	7,374	7,104
Business	2,333	3,238	2,910	2,782	2,617	2,478	2,718	2,554
Education/Medical	0	185	487	910	813	514	1,005	675
Other	1,906	1,213	754	1,250	1,011	889	1,102	1,089
Iceland								
Total	139	143	146	77	180	258	324	195
Holiday	26	59	96	43	113	100	208	45
Visit Friends And Relatives	47	70	34	17	16	100	92	63
Business	37	14	16	0	51	21	24	87
Education/Medical	0	0	0	17	0	21	0	0
Other	29	0	0	0	0	16	0	0
India								
Total	5,655	6,821	9,521	14,427	16,546	14,737	16,677	18,111
Holiday	2,774	3,076	4,767	7,256	8,145	6,541	7,346	8,652
Visit Friends And Relatives	1,287	1,677	2,261	3,156	4,467	5,259	5,478	5,676
Business	836	1,063	1,061	1,355	1,592	1,293	2,076	1,950
Education/Medical	0	15	164	329	265	272	226	283

Table: Country of Origin by Purpose Current Year End

Current Year End								
Main Reason For Visit - NZ (Grouped)	YE Apr 99	YE Apr 00	YE Apr 01	YE Apr 02	YE Apr 03	YE Apr 04	YE Apr 05	YE Apr 06
Total	205	312	278	258	222	285	353	404
Holiday	99	147	143	111	113	107	233	134
Visit Friends And Relatives	22	83	79	117	31	97	98	87
Business	47	16	23	13	38	22	0	44
Education/Medical	0	0	0	0	0	0	22	45
Other	37	66	33	17	40	59	0	94
Luxembourg								
Total	254	280	330	330	340	346	474	282
Holiday	215	223	207	266	215	196	364	233
Visit Friends And Relatives	15	43	48	47	93	76	90	49
Business	0	14	46	17	0	13	0	0
Education/Medical	0	0	0	0	0	0	0	0
Other	24	0	29	0	32	61	20	0
Malaysia								
Total	15,368	17,626	20,701	20,514	22,034	24,815	24,364	22,302
Holiday	9,321	11,484	14,167	13,503	13,471	15,418	14,122	12,316
Visit Friends And Relatives	3,740	3,428	3,793	4,018	4,813	5,728	5,716	5,767
Business	1,442	1,607	1,712	1,589	1,900	1,832	2,412	2,231
Education/Medical	0	224	386	465	433	404	465	397
Other	865	883	643	939	1,417	1,433	1,649	1,591
Mexico								
Total	1,352	1,962	1,976	2,641	2,714	2,729	2,778	2,709
Holiday	935	1,368	1,549	2,118	2,176	2,131	1,937	1,759
Visit Friends And Relatives	137	161	210	152	232	255	288	283
Business	113	272	91	177	85	164	238	193
Education/Medical	0	0	0	32	44	50	85	116
Other	167	161	126	162	177	129	230	358
Netherlands								
Total	18,137	21,159	25,382	24,890	27,109	25,929	25,940	26,488
Holiday	11,095	13,120	16,987	17,084	19,109	16,829	16,847	17,598
Visit Friends And Relatives	5,146	5,892	6,384	5,575	6,279	7,202	6,788	6,541
Business	1,010	1,136	986	1,080	830	1,149	1,201	1,134
Education/Medical	0	105	161	299	172	134	245	295
Other	886	906	864	852	719	615	859	920
New Caledonia								
Total	5,570	6,594	7,317	7,798	8,727	9,739	10,317	10,648
Holiday	4,048	5,082	5,513	5,632	5,945	6,582	7,790	8,097
Visit Friends And Relatives	286	403	393	640	780	1,001	947	879
Business	349	298	407	525	589	591	456	470
Education/Medical	0	206	245	219	345	450	267	221
Other	887	605	759	782	1,068	1,115	857	981
Northern Ireland								
Total	1,339	1,328	1,786	1,886	2,306	2,664	3,048	3,496
Holiday	546	549	829	845	1,286	1,385	1,500	2,272
Visit Friends And Relatives	672	660	748	888	868	1,078	1,258	1,109
Business	38	14	146	72	32	88	186	91
Education/Medical	0	0	31	0	28	13	20	0
Other	83	105	32	81	92	100	84	24
Norway								
Total	2,835	3,849	3,861	4,160	4,272	4,196	3,983	3,939
Holiday	1,511	2,154	2,107	2,307	2,638	2,452	2,406	2,232

Table: Country of Origin by Purpose Current Year End

Current Year End								
Main Reason For Visit - NZ (Grouped)	YE Apr 99	YE Apr 00	YE Apr 01	YE Apr 02	YE Apr 03	YE Apr 04	YE Apr 05	YE Apr 06
Visit Friends And Relatives	424	789	639	752	713	857	858	835
Business	561	417	523	618	515	406	370	334
Education/Medical	0	76	194	160	142	251	247	267
Other	339	413	398	323	264	230	102	271
Papua New Guinea								
Total	2,324	2,220	2,047	1,912	2,120	1,853	1,563	1,691
Holiday	802	598	545	501	631	568	415	393
Visit Friends And Relatives	823	881	957	697	581	601	515	404
Business	257	260	249	238	379	310	324	473
Education/Medical	0	45	88	120	185	96	143	88
Other	442	436	208	356	344	278	166	333
Philippines								
Total	4,550	5,114	4,989	4,987	5,024	4,687	5,573	6,145
Holiday	1,783	1,378	1,238	1,251	1,424	1,579	1,970	1,730
Visit Friends And Relatives	1,109	1,097	1,414	1,437	1,399	1,272	1,558	2,139
Business	523	1,144	704	696	598	832	737	623
Education/Medical	0	88	65	135	177	34	161	250
Other	1,135	1,407	1,568	1,468	1,426	970	1,147	1,403
Poland								
Total	1,193	1,220	1,301	1,211	1,441	1,479	1,575	1,833
Holiday	336	374	445	341	458	663	699	977
Visit Friends And Relatives	186	121	211	166	219	212	241	347
Business	399	348	456	480	555	360	446	376
Education/Medical	0	14	0	15	63	56	20	47
Other	272	363	189	209	146	188	169	86
Russia								
Total	1,305	1,413	1,243	1,474	1,793	1,935	2,416	2,706
Holiday	270	303	215	257	497	503	605	765
Visit Friends And Relatives	332	363	341	620	570	291	706	816
Business	355	462	212	210	263	349	317	442
Education/Medical	0	41	126	66	181	336	138	398
Other	348	244	349	321	282	456	650	285
Samoa								
Total	12,159	12,552	14,856	14,216	13,790	15,259	14,983	16,657
Holiday	1,641	1,275	1,644	1,648	1,456	1,127	1,537	1,765
Visit Friends And Relatives	6,646	7,234	8,728	7,902	7,666	9,173	9,077	9,861
Business	969	1,078	1,364	1,749	1,735	1,650	1,692	1,562
Education/Medical	0	341	540	352	404	431	329	223
Other	2,903	2,624	2,580	2,565	2,529	2,878	2,348	3,246
Samoa, American								
Total	1,444	1,232	1,166	1,424	1,290	1,816	2,077	1,782
Holiday	251	236	132	284	252	210	430	258
Visit Friends And Relatives	665	517	646	570	527	763	948	1,025
Business	118	266	143	81	186	367	273	226
Education/Medical	0	43	11	98	110	19	20	22
Other	410	170	234	391	215	457	406	251
Saudi Arabia								
Total	1,080	1,090	1,184	1,348	1,646	1,614	1,926	2,373
Holiday	527	417	420	536	579	522	718	549
Visit Friends And Relatives	367	487	513	679	691	566	485	557
Business	101	68	156	13	106	92	161	151

Table: Country of Origin by Purpose Current Year End

Current Year End								
Main Reason For Visit - NZ (Grouped)	YE Apr 99	YE Apr 00	YE Apr 01	YE Apr 02	YE Apr 03	YE Apr 04	YE Apr 05	YE Apr 06
Education/Medical	0	0	48	39	147	277	362	876
Other	85	118	47	81	123	157	200	240
Scotland								
Total	9,243	10,200	11,797	11,502	12,686	15,265	18,069	18,014
Holiday	3,771	4,607	6,089	5,401	6,218	7,177	8,894	8,479
Visit Friends And Relatives	4,576	4,726	4,867	5,298	5,728	7,125	7,487	8,532
Business	336	437	474	351	456	411	783	594
Education/Medical	0	30	78	130	18	132	86	43
Other	560	400	289	322	266	420	819	366
Singapore								
Total	28,021	34,669	35,547	32,348	33,252	33,342	32,742	29,125
Holiday	19,134	24,436	25,015	21,285	22,285	21,849	20,409	15,961
Visit Friends And Relatives	3,113	3,505	3,862	4,130	4,336	4,690	4,538	4,929
Business	3,965	4,662	4,802	4,840	4,649	5,476	5,767	5,909
Education/Medical	0	155	318	455	397	254	565	651
Other	1,809	1,911	1,550	1,638	1,585	1,073	1,463	1,675
South Africa								
Total	15,035	15,332	16,750	16,791	15,371	16,298	15,878	17,665
Holiday	5,612	5,112	5,655	5,420	4,498	4,150	3,602	4,067
Visit Friends And Relatives	7,196	8,044	8,321	8,443	8,584	10,048	9,976	10,931
Business	1,257	1,208	1,471	1,750	1,344	1,456	1,513	1,556
Education/Medical	0	93	162	100	39	69	41	126
Other	970	875	1,141	1,078	906	575	746	985
Spain								
Total	3,191	4,127	4,245	4,281	5,286	5,475	6,430	7,313
Holiday	2,291	2,695	3,049	3,095	3,638	3,976	4,376	4,868
Visit Friends And Relatives	313	529	458	511	678	626	954	1,175
Business	370	435	326	282	400	441	648	684
Education/Medical	0	27	27	115	216	44	142	228
Other	217	441	385	278	354	388	310	358
Sweden								
Total	8,910	10,819	11,016	11,197	13,040	12,405	12,879	12,307
Holiday	5,739	7,481	8,176	7,726	9,536	9,525	9,040	8,137
Visit Friends And Relatives	1,397	1,678	1,324	1,683	1,668	1,709	2,022	2,327
Business	964	784	749	1,106	888	669	1,097	833
Education/Medical	0	263	279	273	305	224	307	376
Other	810	613	488	409	643	278	413	634
Switzerland								
Total	11,563	13,207	13,777	14,058	16,087	15,350	14,845	14,020
Holiday	8,045	8,933	9,718	9,650	11,458	10,372	9,676	8,749
Visit Friends And Relatives	1,941	2,558	2,568	2,518	2,814	3,088	2,928	3,139
Business	646	719	634	775	693	548	862	845
Education/Medical	0	275	307	341	441	472	666	699
Other	931	722	550	774	681	870	713	588
Taiwan								
Total	40,846	39,027	39,926	36,062	32,672	25,349	27,982	28,778
Holiday	29,619	26,809	29,122	22,831	21,725	14,333	15,612	16,215
Visit Friends And Relatives	6,621	7,328	6,592	7,532	5,774	5,888	6,015	5,779
Business	1,086	1,714	1,239	1,576	1,412	1,427	1,262	2,361
Education/Medical	0	162	778	798	1,019	546	831	835
Other	3,520	3,014	2,195	3,325	2,742	3,155	4,262	3,588

Table: Country of Origin by Purpose Current Year End

Current Year End								
Main Reason For Visit - NZ (Grouped)	YE Apr 99	YE Apr 00	YE Apr 01	YE Apr 02	YE Apr 03	YE Apr 04	YE Apr 05	YE Apr 06
Thailand								
Total	19,020	24,529	25,558	22,687	20,782	20,128	20,811	17,750
Holiday	13,820	16,894	17,261	13,694	12,311	12,229	11,697	9,198
Visit Friends And Relatives	2,073	2,872	3,264	2,827	3,081	3,044	2,445	2,833
Business	1,068	1,839	1,076	1,592	1,602	1,495	2,349	2,053
Education/Medical	0	1,400	2,210	2,728	2,443	2,161	2,609	2,466
Other	2,059	1,524	1,747	1,846	1,345	1,199	1,711	1,200
Tonga								
Total	7,645	7,517	9,054	9,506	10,203	10,054	10,504	10,505
Holiday	1,180	1,005	1,416	1,287	1,225	979	1,344	1,193
Visit Friends And Relatives	4,079	3,786	4,766	4,679	5,151	5,834	5,528	5,395
Business	592	685	883	1,076	1,149	975	1,498	1,296
Education/Medical	0	201	294	248	254	225	142	110
Other	1,794	1,840	1,695	2,216	2,424	2,041	1,992	2,511
Ukraine								
Total	2,160	1,243	1,876	1,378	1,455	1,669	1,633	1,859
Holiday	58	15	41	109	50	46	96	187
Visit Friends And Relatives	25	68	109	66	116	64	105	44
Business	1,222	587	1,068	483	708	656	893	791
Education/Medical	0	28	0	0	18	18	20	0
Other	855	545	658	720	563	885	519	837
United Arab Emirates								
Total	1,361	1,697	1,918	2,292	2,651	3,629	4,351	4,298
Holiday	495	607	674	905	923	1,346	1,813	1,631
Visit Friends And Relatives	525	736	904	825	1,280	1,579	1,946	2,092
Business	168	137	179	205	111	423	378	373
Education/Medical	0	0	14	21	0	0	16	41
Other	173	217	147	336	337	281	198	161
United Kingdom (NFD)								
Total	33,928	21,670	35,645	47,005	55,083	26,705	16,894	11,098
Holiday	14,955	9,199	16,749	22,139	27,147	12,818	7,530	4,672
Visit Friends And Relatives	14,108	8,107	13,988	18,733	21,111	10,469	6,691	4,316
Business	2,303	1,849	2,670	3,013	3,497	1,382	845	525
Education/Medical	0	71	183	279	331	122	89	44
Other	2,562	2,444	2,055	2,841	2,997	1,914	1,739	1,541
United States Of America								
Total	166,361	188,759	194,396	194,098	206,912	211,713	219,695	222,766
Holiday	105,039	120,929	124,066	124,893	132,994	131,628	135,730	134,443
Visit Friends And Relatives	24,472	29,735	31,249	32,677	34,165	38,952	41,199	43,816
Business	21,911	25,698	23,173	21,083	22,643	22,707	24,040	25,712
Education/Medical	0	2,246	5,801	6,226	7,388	8,105	9,261	8,581
Other	14,939	10,151	10,107	9,219	9,722	10,321	9,465	10,214
Vanuatu								
Total	1,172	1,251	1,559	1,496	1,599	1,429	1,480	1,408
Holiday	358	321	464	368	354	346	305	446
Visit Friends And Relatives	325	381	478	473	379	315	540	344
Business	167	221	114	158	238	270	299	352
Education/Medical	0	42	108	151	143	91	45	67
Other	322	286	395	346	485	407	291	199
Wales								
Total	3,524	3,518	3,744	4,018	4,297	6,551	8,373	10,550

Table: Country of Origin by Purpose Current Year End

Current Year End

Main Reason For Visit - NZ (Grouped)	YE Apr 99	YE Apr 00	YE Apr 01	YE Apr 02	YE Apr 03	YE Apr 04	YE Apr 05	YE Apr 06
Holiday	1,659	1,797	2,029	2,461	2,322	4,071	4,874	7,329
Visit Friends And Relatives	1,435	1,455	1,464	1,353	1,647	1,987	2,892	2,592
Business	132	72	104	115	71	343	336	310
Education/Medical	0	44	0	31	13	34	84	44
Other	298	150	147	58	244	116	187	275
Zimbabwe								
Total	564	629	2,007	2,458	2,721	1,282	1,104	648
Holiday	169	125	680	652	823	273	89	111
Visit Friends And Relatives	261	385	1,143	1,509	1,623	874	847	495
Business	94	44	47	45	33	16	83	23
Education/Medical	0	15	0	17	19	33	0	0
Other	40	60	137	235	223	86	85	19
Other								
Total	30,303	36,806	41,528	41,685	37,137	35,095	39,377	43,037
Holiday	7,993	9,093	9,888	10,640	10,194	10,359	10,438	11,073
Visit Friends And Relatives	12,194	15,496	17,980	16,834	14,470	13,999	16,434	19,025
Business	4,234	5,066	5,695	5,545	4,382	4,160	5,546	5,732
Education/Medical	0	1,674	2,818	3,369	3,288	2,520	2,493	2,534
Other	5,882	5,477	5,147	5,297	4,803	4,057	4,466	4,673
Not Specified								
Total	63,952	42,441	57,805	59,931	56,990	65,878	44,965	29,661
Holiday	20,109	11,837	15,714	14,207	13,687	13,524	12,088	8,040
Visit Friends And Relatives	7,534	5,129	7,584	6,725	7,387	10,739	8,123	5,827
Business	2,614	1,790	2,678	3,472	2,931	3,237	3,393	2,206
Education/Medical	0	341	1,278	1,804	1,894	2,240	1,796	1,070
Other	33,695	23,344	30,551	33,723	31,091	36,138	19,565	12,518

Table: Country of Origin by Purpose Monthly

Last 13 Months

Main Reason For Visit - NZ (Grouped)		Apr 05	May 05	Jun 05	Jul 05	Aug 05	Sep 05	Oct 05	Nov 05	Dec 05	Jan 06	Feb 06	Mar 06	Apr 06
Argentina														
Total		240	152	114	240	168	242	207	253	600	572	352	299	352
Holiday		168	95	57	216	105	110	138	69	300	442	264	230	176
Visit Friends And Relatives		24	38	0	0	63	44	0	23	200	52	22	46	88
Business		0	19	38	0	0	22	0	69	0	0	22	23	22
Education/Medical		0	0	0	0	0	0	23	0	0	0	0	0	0
Other		48	0	19	24	0	66	46	92	100	78	44	0	66
Australia														
Total		70,056	53,124	60,648	66,960	64,260	83,952	64,078	63,526	116,250	75,270	73,832	78,775	78,826
Holiday		27,192	13,775	21,489	29,040	26,397	38,324	22,862	21,160	42,850	34,320	28,050	31,349	29,744
Visit Friends And Relatives		23,808	18,658	21,394	19,248	17,766	24,860	21,689	21,229	59,550	27,144	25,696	27,761	30,052
Business		15,720	18,050	13,984	15,456	17,409	16,874	16,422	18,170	10,875	10,504	17,138	16,491	15,092
Education/Medical		720	437	855	672	441	462	253	506	225	312	330	184	748
Other		2,616	2,204	2,926	2,544	2,247	3,432	2,852	2,461	2,750	2,990	2,618	2,990	3,190
Austria														
Total		336	228	247	360	294	308	506	667	925	962	880	483	308
Holiday		168	114	133	144	147	110	322	598	550	728	682	345	88
Visit Friends And Relatives		72	19	57	72	63	132	69	46	325	182	110	115	110
Business		72	38	19	72	21	66	46	0	50	52	22	0	88
Education/Medical		0	0	19	72	0	0	0	0	0	0	44	0	22
Other		24	57	19	0	63	0	69	23	0	0	22	23	0
Bahrain														
Total		24	0	19	48	42	22	23	23	25	26	0	23	0
Holiday		24	0	0	48	21	0	0	0	0	26	0	23	0
Visit Friends And Relatives		0	0	19	0	21	22	23	23	25	0	0	0	0
Business		0	0	0	0	0	0	0	0	0	0	0	0	0
Education/Medical		0	0	0	0	0	0	0	0	0	0	0	0	0
Other		0	0	0	0	0	0	0	0	0	0	0	0	0
Belgium														
Total		192	133	114	216	126	198	437	621	650	598	660	368	264
Holiday		96	57	57	72	63	66	368	506	300	416	440	276	132
Visit Friends And Relatives		24	19	0	120	21	0	0	23	350	182	88	23	22
Business		72	38	38	0	42	66	46	69	0	0	110	46	88
Education/Medical		0	19	0	0	0	44	0	0	0	0	0	0	0

Table: Country of Origin by Purpose Monthly

Last 13 Months

Main Reason For Visit - NZ (Grouped)	Apr 05	May 05	Jun 05	Jul 05	Aug 05	Sep 05	Oct 05	Nov 05	Dec 05	Jan 06	Feb 06	Mar 06	Apr 06
Other	0	0	19	24	0	22	23	23	0	0	22	23	22
Brazil													
Total	480	361	342	720	462	550	529	644	1,075	1,092	748	759	616
Holiday	168	190	76	360	273	352	207	345	625	676	440	322	374
Visit Friends And Relatives	72	57	95	48	42	44	69	46	125	26	44	92	44
Business	48	19	38	24	21	66	138	23	50	26	22	69	66
Education/Medical	72	57	38	192	126	44	46	92	150	260	176	207	88
Other	120	38	95	96	0	44	69	138	125	104	66	69	44
Canada													
Total	2,712	1,900	1,425	2,280	1,848	1,826	2,737	4,738	5,275	6,292	6,908	5,336	3,058
Holiday	1,176	874	589	864	567	1,012	1,748	2,760	2,475	3,926	4,202	3,266	1,452
Visit Friends And Relatives	1,008	532	608	768	861	418	621	989	2,550	1,716	1,782	1,564	1,232
Business	288	323	133	312	273	176	184	759	100	312	462	253	198
Education/Medical	48	0	19	144	21	0	23	23	0	130	176	23	22
Other	192	171	76	192	126	220	161	207	150	208	286	230	154
Channel Islands													
Total	48	38	57	48	63	44	92	92	175	208	220	115	88
Holiday	0	38	38	24	42	22	92	69	50	104	132	115	66
Visit Friends And Relatives	24	0	19	24	21	22	0	23	125	104	88	0	22
Business	24	0	0	0	0	0	0	0	0	0	0	0	0
Other	0	0	0	0	0	0	0	0	0	0	0	0	0
Chile													
Total	264	171	171	192	210	220	276	276	350	286	286	414	264
Holiday	144	38	38	48	84	110	207	115	200	78	66	138	132
Visit Friends And Relatives	0	0	19	24	21	0	0	69	75	52	0	0	22
Business	24	57	57	48	42	44	23	46	0	26	66	92	44
Education/Medical	0	0	19	0	42	44	0	0	0	52	110	23	0
Other	96	76	38	72	21	22	46	46	75	78	44	161	66
China, People's Republic Of													
Total	6,864	5,130	4,826	6,552	6,699	6,094	6,693	11,408	11,775	8,788	8,470	7,475	9,724
Holiday	3,528	2,812	2,147	2,952	4,032	2,596	3,657	5,313	6,000	4,992	4,774	4,232	5,192
Visit Friends And Relatives	1,104	665	741	1,008	672	1,078	828	1,127	1,325	1,300	704	828	1,320
Business	1,728	1,273	1,406	1,224	1,197	1,760	1,725	3,703	3,700	1,586	1,628	1,656	2,332
Education/Medical	144	95	171	768	294	154	46	138	100	234	704	207	110

Table: Country of Origin by Purpose Monthly

Last 13 Months

Main Reason For Visit - NZ (Grouped)		Apr 05	May 05	Jun 05	Jul 05	Aug 05	Sep 05	Oct 05	Nov 05	Dec 05	Jan 06	Feb 06	Mar 06	Apr 06
Other		360	285	361	600	504	506	437	1,127	650	676	660	552	770
Cook Islands														
Total		912	779	855	768	693	792	1,058	897	1,325	780	814	897	836
Holiday		96	95	95	72	63	66	92	69	300	208	66	161	110
Visit Friends And Relatives		480	399	456	288	357	462	529	529	775	390	440	368	528
Business		72	114	95	120	84	66	92	161	25	52	110	92	132
Education/Medical		0	38	57	48	21	0	0	0	25	26	22	46	22
Other		264	133	152	240	168	198	345	138	200	104	176	230	44
Czech Republic														
Total		168	76	95	96	84	154	299	644	350	390	440	391	110
Holiday		48	38	38	24	21	44	230	529	250	208	308	276	88
Visit Friends And Relatives		48	0	38	24	0	44	23	69	50	52	66	46	0
Business		24	0	0	24	21	22	23	46	0	0	0	0	22
Education/Medical		0	0	0	24	0	0	23	0	50	26	22	0	0
Other		48	38	19	0	42	44	0	0	0	104	44	69	0
Denmark														
Total		384	209	285	336	210	286	598	1,104	1,550	1,768	2,332	759	484
Holiday		216	133	152	120	84	198	368	759	1,125	1,326	1,848	506	286
Visit Friends And Relatives		96	19	76	120	42	0	92	184	275	286	330	92	110
Business		72	38	19	24	63	66	92	161	0	78	88	92	66
Education/Medical		0	19	0	72	21	22	46	0	75	26	22	0	0
Other		0	0	38	0	0	0	0	0	75	52	44	69	22
England														
Total		14,880	9,861	19,038	14,352	11,802	10,076	16,146	23,759	37,900	36,192	40,854	26,933	18,370
Holiday		7,392	5,339	13,870	7,608	6,363	4,928	9,131	13,570	14,550	19,734	23,232	13,455	8,778
Visit Friends And Relatives		6,024	3,078	3,553	4,848	4,116	3,564	5,106	8,188	21,625	14,430	15,180	11,500	8,206
Business		984	874	950	792	672	946	1,104	1,242	800	1,222	1,716	1,150	880
Education/Medical		24	19	133	216	63	66	46	23	75	78	88	207	66
Other		456	551	532	888	588	572	759	736	850	728	638	621	440
Fiji														
Total		1,800	1,596	1,577	1,272	1,491	1,496	1,449	1,541	3,425	1,898	1,716	1,817	2,244
Holiday		216	171	247	240	189	286	276	230	875	390	264	161	440
Visit Friends And Relatives		1,104	931	760	768	861	704	598	736	2,075	884	990	1,058	1,188
Business		240	342	380	216	252	396	299	276	225	286	242	322	374

Table: Country of Origin by Purpose Monthly

Last 13 Months

Main Reason For Visit - NZ (Grouped)	Apr 05	May 05	Jun 05	Jul 05	Aug 05	Sep 05	Oct 05	Nov 05	Dec 05	Jan 06	Feb 06	Mar 06	Apr 06
Education/Medical	0	19	19	0	63	66	46	23	25	0	88	46	22
Other	240	133	171	48	126	44	230	276	225	338	132	230	220
Finland													
Total	144	152	133	96	84	110	230	391	425	416	440	253	154
Holiday	72	57	95	0	63	66	138	299	300	260	286	92	154
Visit Friends And Relatives	0	0	19	72	0	22	0	46	50	52	66	46	0
Business	48	95	19	0	21	22	69	46	50	52	44	92	0
Education/Medical	0	0	0	0	0	0	0	0	0	52	44	0	0
Other	24	0	0	24	0	0	23	0	25	0	0	23	0
France													
Total	1,176	703	855	1,248	1,134	748	1,472	1,886	2,525	2,080	2,420	1,702	1,100
Holiday	768	323	399	696	525	330	989	1,219	1,425	1,118	1,430	1,334	616
Visit Friends And Relatives	120	114	171	240	315	88	184	184	800	624	440	161	176
Business	216	114	152	96	126	110	161	345	125	182	264	115	176
Education/Medical	0	19	76	48	84	44	0	0	0	0	88	23	66
Other	72	133	57	168	84	176	138	138	175	156	198	69	66
French Polynesia													
Total	1,104	1,026	1,254	1,848	693	836	1,541	1,196	2,850	1,300	1,892	2,300	1,210
Holiday	864	722	836	1,464	567	616	1,311	1,012	2,325	1,144	1,496	1,748	770
Visit Friends And Relatives	48	38	57	168	21	22	23	69	325	0	88	46	88
Business	24	57	57	72	21	66	46	0	25	52	66	46	22
Education/Medical	0	0	114	72	63	0	23	0	75	52	44	69	66
Other	168	209	190	72	21	132	138	115	100	52	198	391	264
Germany													
Total	2,448	1,558	1,330	2,592	2,163	2,574	5,152	7,521	7,525	8,684	9,548	6,371	3,036
Holiday	1,632	836	646	1,008	1,449	1,760	4,140	6,026	5,450	6,396	7,282	4,738	2,024
Visit Friends And Relatives	384	323	228	528	294	308	414	920	1,650	1,222	1,100	782	616
Business	264	190	190	336	147	242	253	230	125	260	418	368	198
Education/Medical	96	95	171	528	147	154	184	69	50	520	506	92	88
Other	72	114	95	192	126	110	161	276	250	286	242	391	110
Hong Kong (SAR)													
Total	1,680	1,368	1,330	2,736	1,743	1,496	1,656	2,231	3,225	3,276	1,760	2,001	2,464
Holiday	648	551	570	1,344	1,008	682	851	1,196	2,000	2,522	880	874	1,386
Visit Friends And Relatives	528	532	551	840	420	572	460	552	950	468	418	483	858

Table: Country of Origin by Purpose Monthly

Last 13 Months

Main Reason For Visit - NZ (Grouped)		Apr 05	May 05	Jun 05	Jul 05	Aug 05	Sep 05	Oct 05	Nov 05	Dec 05	Jan 06	Feb 06	Mar 06	Apr 06
Business		384	171	152	264	189	198	230	276	275	78	286	391	44
Education/Medical		24	57	38	192	63	22	46	115	0	52	0	46	44
Other		96	57	19	96	63	22	69	92	0	156	176	207	132
Iceland														
Total		24	19	19	0	0	22	0	46	0	0	44	23	22
Holiday		0	0	0	0	0	0	0	23	0	0	22	0	0
Visit Friends And Relatives		0	19	0	0	0	0	0	0	0	0	22	0	22
Business		24	0	19	0	0	22	0	23	0	0	0	23	0
Education/Medical		0	0	0	0	0	0	0	0	0	0	0	0	0
Other		0	0	0	0	0	0	0	0	0	0	0	0	0
India														
Total		1,536	2,736	1,292	840	840	1,210	1,587	1,633	2,275	1,170	1,364	1,426	1,738
Holiday		600	1,748	684	264	252	484	805	667	1,175	572	726	483	792
Visit Friends And Relatives		480	703	418	240	357	440	529	552	675	286	352	552	572
Business		240	133	57	144	168	132	46	207	325	156	110	230	242
Education/Medical		72	38	19	72	42	0	46	0	0	0	66	0	0
Other		144	114	114	120	21	154	161	207	100	156	110	161	132
Indonesia														
Total		552	304	513	504	315	374	667	1,012	1,450	468	396	506	506
Holiday		216	190	190	336	63	154	322	644	925	104	88	161	110
Visit Friends And Relatives		72	114	171	48	63	88	138	184	425	130	154	230	198
Business		144	0	95	24	63	22	115	92	75	78	22	92	154
Education/Medical		0	0	0	0	0	0	23	0	0	26	22	0	0
Other		120	0	57	96	126	110	69	92	25	130	110	23	44
Ireland														
Total		1,128	1,064	3,211	1,944	1,239	1,100	1,403	1,840	2,550	2,392	1,914	1,656	1,342
Holiday		816	741	2,546	1,512	861	682	1,058	1,242	1,375	1,482	1,276	1,104	1,012
Visit Friends And Relatives		240	209	399	288	231	264	207	437	1,050	754	528	345	286
Business		24	76	95	48	84	44	46	23	25	0	66	92	0
Education/Medical		0	0	19	0	21	22	23	46	0	0	22	0	0
Other		48	38	152	96	42	88	69	92	100	156	22	115	44
Isle of Man														
Total		24	0	38	24	21	0	46	69	50	130	66	23	22
Holiday		0	0	38	0	0	0	0	46	25	104	44	23	0

Table: Country of Origin by Purpose Monthly

Last 13 Months

Main Reason For Visit - NZ (Grouped)		Apr 05	May 05	Jun 05	Jul 05	Aug 05	Sep 05	Oct 05	Nov 05	Dec 05	Jan 06	Feb 06	Mar 06	Apr 06
Visit Friends And Relatives		0	0	0	24	0	0	23	23	25	26	22	0	22
Business		0	0	0	0	21	0	23	0	0	0	0	0	0
Education/Medical		0	0	0	0	0	0	0	0	0	0	0	0	0
Other		24	0	0	0	0	0	0	0	0	0	0	0	0
Israel														
Total		312	152	114	168	168	440	828	851	850	1,118	990	552	220
Holiday		192	38	76	72	84	352	713	736	675	962	902	460	154
Visit Friends And Relatives		120	57	19	72	42	66	69	69	150	78	66	0	44
Business		0	19	19	0	42	0	0	46	0	52	22	23	0
Education/Medical		0	0	0	0	0	0	0	0	0	0	0	0	0
Other		0	38	0	24	0	22	46	0	25	26	0	69	22
Italy														
Total		408	247	418	600	819	418	667	713	1,100	910	858	690	352
Holiday		312	152	95	312	567	242	276	161	625	598	374	184	132
Visit Friends And Relatives		24	19	95	144	63	66	46	115	275	78	132	115	44
Business		72	19	190	24	84	66	230	207	75	52	176	253	176
Education/Medical		0	0	19	96	21	0	46	23	0	52	88	0	0
Other		0	57	19	24	84	44	69	207	125	130	88	138	0
Japan														
Total		12,288	10,203	9,538	10,728	12,558	9,702	11,845	16,836	14,475	15,132	15,114	14,789	8,976
Holiday		8,952	8,246	7,657	7,848	9,723	7,304	10,097	14,789	11,125	12,324	11,088	11,684	6,754
Visit Friends And Relatives		720	608	779	912	1,029	880	621	805	2,100	1,144	1,254	1,265	814
Business		1,896	722	589	864	483	792	598	736	650	676	792	621	572
Education/Medical		288	190	152	768	819	242	253	92	100	650	1,364	529	484
Other		432	437	361	336	504	484	276	414	500	338	616	690	352
Korea, Republic of														
Total		7,608	6,935	6,840	9,696	7,875	6,402	9,039	10,327	10,725	13,052	9,746	9,177	8,030
Holiday		5,352	4,978	5,054	5,976	6,006	4,334	6,348	7,843	6,575	8,944	6,732	6,716	5,676
Visit Friends And Relatives		1,272	855	931	1,704	1,008	1,144	1,265	1,173	2,625	2,106	1,496	943	1,144
Business		408	418	285	384	252	264	391	437	300	234	220	437	198
Education/Medical		144	95	190	984	126	132	207	138	250	910	396	138	198
Other		432	589	380	648	483	528	828	736	975	858	902	943	814
Kuwait														
Total		0	38	38	72	42	22	23	23	75	26	0	23	22

Table: Country of Origin by Purpose Monthly

Last 13 Months

Main Reason For Visit - NZ (Grouped)		Apr 05	May 05	Jun 05	Jul 05	Aug 05	Sep 05	Oct 05	Nov 05	Dec 05	Jan 06	Feb 06	Mar 06	Apr 06
Holiday		0	19	0	0	21	0	23	23	25	0	0	23	0
Visit Friends And Relatives		0	0	38	24	0	0	0	0	25	0	0	0	0
Business		0	0	0	0	0	22	0	0	0	0	0	0	22
Education/Medical		0	19	0	0	0	0	0	0	0	26	0	0	0
Other		0	0	0	48	21	0	0	0	25	0	0	0	0
Luxembourg														
Total		24	0	0	24	21	22	46	23	50	52	44	0	0
Holiday		24	0	0	0	21	22	46	23	25	52	44	0	0
Visit Friends And Relatives		0	0	0	24	0	0	0	0	25	0	0	0	0
Business		0	0	0	0	0	0	0	0	0	0	0	0	0
Other		0	0	0	0	0	0	0	0	0	0	0	0	0
Malaysia														
Total		2,208	2,508	1,235	1,080	1,911	1,606	2,438	2,760	2,650	1,170	1,210	1,886	1,848
Holiday		1,056	1,691	551	408	1,176	770	1,403	1,564	1,575	624	440	1,058	1,056
Visit Friends And Relatives		600	494	361	360	357	418	621	759	800	234	308	483	572
Business		336	114	152	264	168	308	230	184	125	104	242	230	110
Education/Medical		48	19	19	24	63	44	46	0	50	0	110	0	22
Other		168	190	152	24	147	66	138	253	100	208	110	115	88
Mexico														
Total		168	152	171	360	105	220	184	161	350	156	198	322	330
Holiday		96	114	76	192	63	220	92	46	250	104	176	184	242
Visit Friends And Relatives		48	0	19	48	21	0	0	23	100	26	0	46	0
Business		24	0	57	0	21	0	46	46	0	0	0	23	0
Education/Medical		0	0	19	48	0	0	0	0	0	26	0	23	0
Other		0	38	0	72	0	0	46	46	0	0	22	46	88
Netherlands														
Total		864	627	532	1,056	630	880	2,254	3,749	4,575	5,018	4,312	1,909	946
Holiday		552	399	209	576	357	440	1,771	2,599	2,975	3,510	3,014	1,242	506
Visit Friends And Relatives		144	133	209	384	147	220	276	736	1,375	1,300	1,056	529	176
Business		72	57	95	72	42	66	46	253	100	26	132	69	176
Education/Medical		0	19	0	24	42	22	23	23	75	0	22	23	22
Other		96	19	19	0	42	132	138	138	50	182	88	46	66
New Caledonia														
Total		624	684	513	888	567	968	644	713	1,325	1,872	990	736	748

Table: Country of Origin by Purpose Monthly

Last 13 Months

Main Reason For Visit - NZ (Grouped)		Apr 05	May 05	Jun 05	Jul 05	Aug 05	Sep 05	Oct 05	Nov 05	Dec 05	Jan 06	Feb 06	Mar 06	Apr 06
Total		168	133	57	72	126	88	92	391	175	208	220	161	110
Holiday		24	0	0	48	63	44	46	184	100	156	110	138	88
Visit Friends And Relatives		24	0	0	0	42	22	0	23	75	52	88	23	22
Business		72	133	38	0	21	0	46	138	0	0	0	0	0
Education/Medical		0	0	0	24	0	0	0	23	0	0	0	0	0
Other		48	0	19	0	0	22	0	23	0	0	22	0	0
Russia														
Total		120	190	114	168	147	110	138	207	475	442	308	253	154
Holiday		48	95	19	48	42	22	23	46	125	234	88	23	0
Visit Friends And Relatives		24	0	19	48	42	44	0	46	200	130	132	23	132
Business		24	38	57	0	42	0	23	69	100	0	44	69	0
Education/Medical		0	19	0	72	0	22	92	23	25	78	22	23	22
Other		24	38	19	0	21	22	0	23	25	0	22	115	0
Samoa														
Total		1,512	1,102	1,178	960	1,155	1,254	1,219	1,564	3,150	1,014	1,276	1,311	1,474
Holiday		192	76	95	72	105	132	46	92	600	52	66	253	176
Visit Friends And Relatives		888	684	627	504	672	682	736	989	1,925	702	726	690	924
Business		72	133	190	168	168	110	161	138	100	104	88	92	110
Education/Medical		0	19	0	48	0	44	23	23	0	0	44	0	22
Other		360	190	266	168	210	286	253	322	525	156	352	276	242
Samoa, American														
Total		168	133	171	144	105	132	92	138	300	52	154	207	154
Holiday		72	19	57	0	0	22	0	23	25	0	44	46	22
Visit Friends And Relatives		0	76	114	96	84	44	46	46	225	26	66	92	110
Business		72	19	0	48	0	22	0	46	0	0	22	69	0
Education/Medical		0	0	0	0	0	22	0	0	0	0	0	0	0
Other		24	19	0	0	21	22	46	23	50	26	22	0	22
Saudi Arabia														
Total		96	114	380	528	210	154	69	138	200	156	132	138	154
Holiday		72	0	38	120	84	22	23	46	75	52	44	23	22
Visit Friends And Relatives		24	19	76	48	21	44	23	23	125	0	44	46	88
Business		0	38	0	24	21	0	0	0	0	0	22	46	0
Education/Medical		0	0	266	312	63	66	0	46	0	78	22	23	0
Other		0	57	0	24	21	22	23	23	0	26	0	0	44

Table: Country of Origin by Purpose Monthly

Last 13 Months

Main Reason For Visit - NZ (Grouped)		Apr 05	May 05	Jun 05	Jul 05	Aug 05	Sep 05	Oct 05	Nov 05	Dec 05	Jan 06	Feb 06	Mar 06	Apr 06
Scotland														
Total		1,152	817	1,349	1,224	525	682	1,357	1,564	2,300	2,574	2,816	1,794	1,012
Holiday		576	475	874	528	231	440	667	874	625	1,222	1,232	805	506
Visit Friends And Relatives		576	247	418	600	231	176	598	598	1,575	1,274	1,408	989	418
Business		0	76	38	0	21	44	23	23	75	52	176	0	66
Education/Medical		0	0	0	0	21	0	0	0	0	0	0	0	22
Other		0	19	19	96	21	22	69	69	25	26	0	0	0
Singapore														
Total		2,088	2,071	2,451	1,632	1,470	1,540	2,415	3,542	5,825	2,340	1,760	2,231	1,848
Holiday		1,032	1,102	1,520	552	714	792	1,426	2,185	4,075	858	726	1,219	792
Visit Friends And Relatives		216	456	247	360	231	286	414	437	1,200	364	198	230	506
Business		696	475	532	552	378	396	483	621	375	442	660	621	374
Education/Medical		48	19	76	24	63	0	23	138	25	104	44	69	66
Other		96	19	76	144	84	66	69	161	150	572	132	92	110
South Africa														
Total		1,248	893	1,045	1,008	1,176	1,056	1,081	1,863	3,075	1,352	1,738	1,794	1,584
Holiday		168	247	266	288	336	242	230	391	575	286	462	414	330
Visit Friends And Relatives		816	494	532	528	546	616	713	1,219	2,375	936	946	1,058	968
Business		144	95	95	120	147	132	69	184	75	104	220	161	154
Education/Medical		0	0	57	48	21	0	0	0	0	0	0	0	0
Other		120	57	95	24	126	66	69	69	50	26	110	161	132
Spain														
Total		432	266	361	528	819	550	713	1,081	675	546	594	828	352
Holiday		312	133	209	336	651	440	506	782	450	260	330	529	242
Visit Friends And Relatives		24	57	57	72	126	44	69	161	100	156	220	69	44
Business		72	19	38	72	21	22	69	92	75	26	22	184	44
Education/Medical		0	19	19	24	21	0	46	0	50	26	0	23	0
Other		24	38	38	24	0	44	23	46	0	78	22	23	22
Sweden														
Total		600	361	361	384	273	440	920	1,633	2,050	2,054	2,046	1,081	704
Holiday		408	171	209	216	105	264	598	1,104	1,375	1,534	1,408	713	440
Visit Friends And Relatives		144	57	38	48	0	22	161	276	550	416	396	253	110
Business		24	114	38	24	84	22	115	115	50	26	110	69	66
Education/Medical		0	0	38	48	21	88	0	46	25	0	110	0	0

Table: Country of Origin by Purpose Monthly

Last 13 Months

Main Reason For Visit - NZ (Grouped)		Apr 05	May 05	Jun 05	Jul 05	Aug 05	Sep 05	Oct 05	Nov 05	Dec 05	Jan 06	Feb 06	Mar 06	Apr 06
Other		24	19	38	48	63	44	46	92	50	78	22	46	88
Switzerland														
Total		648	399	380	504	378	792	1,288	1,610	2,275	2,600	1,782	1,242	770
Holiday		288	285	190	96	168	396	782	1,219	1,400	1,820	1,166	897	330
Visit Friends And Relatives		192	19	38	216	105	132	253	299	750	416	440	207	264
Business		96	38	57	96	84	44	92	69	25	52	88	46	154
Education/Medical		24	38	0	96	21	132	92	23	25	182	22	46	22
Other		48	19	95	0	0	88	69	0	75	130	66	46	0
Taiwan														
Total		2,016	1,311	1,387	3,120	1,701	2,288	2,599	2,507	2,450	4,654	2,398	2,185	2,178
Holiday		960	627	551	1,632	945	1,232	1,656	1,610	1,425	2,834	1,364	1,173	1,166
Visit Friends And Relatives		504	228	475	648	399	440	368	437	525	884	550	253	572
Business		288	133	190	96	105	330	276	184	125	182	220	322	198
Education/Medical		48	19	57	240	21	88	92	46	0	26	132	92	22
Other		216	304	114	504	231	198	207	230	375	728	132	345	220
Thailand														
Total		4,800	1,520	969	1,296	987	924	2,001	874	1,475	572	1,276	2,116	3,740
Holiday		3,288	893	437	624	378	506	1,150	391	900	104	462	713	2,640
Visit Friends And Relatives		456	247	209	120	252	110	184	138	500	182	154	253	484
Business		360	190	171	120	84	154	253	207	50	130	264	276	154
Education/Medical		360	114	114	216	147	44	322	23	25	130	264	759	308
Other		336	76	38	216	126	110	92	115	0	26	132	115	154
Tonga														
Total		912	703	627	696	798	814	897	897	1,500	780	770	989	1,034
Holiday		192	57	95	72	84	88	69	138	200	78	110	92	110
Visit Friends And Relatives		480	380	285	312	336	462	437	483	975	312	352	621	440
Business		48	114	95	120	105	22	184	138	75	130	66	115	132
Education/Medical		0	19	0	0	21	0	0	0	0	26	0	0	44
Other		192	133	152	192	252	242	207	138	250	234	242	161	308
Ukraine														
Total		24	665	38	0	0	22	46	575	100	104	154	23	132
Holiday		24	19	0	0	0	0	0	23	0	78	44	23	0
Visit Friends And Relatives		0	0	19	0	0	0	0	0	25	0	0	0	0
Business		0	399	0	0	0	0	23	184	75	0	66	0	44

Table: Country of Origin by Purpose Monthly

Last 13 Months

Main Reason For Visit - NZ (Grouped)	Apr 05	May 05	Jun 05	Jul 05	Aug 05	Sep 05	Oct 05	Nov 05	Dec 05	Jan 06	Feb 06	Mar 06	Apr 06
Education/Medical	0	0	0	0	0	0	0	0	0	0	0	0	0
Other	0	247	19	0	0	22	23	368	0	26	44	0	88
United Arab Emirates													
Total	288	209	361	816	609	198	230	230	525	338	264	276	242
Holiday	144	57	171	312	336	88	69	161	150	130	44	69	44
Visit Friends And Relatives	120	114	133	480	231	88	115	0	375	130	88	184	154
Business	0	38	38	0	0	22	23	23	0	52	132	23	22
Education/Medical	0	0	19	0	0	0	0	0	0	0	0	0	22
Other	24	0	0	24	42	0	23	46	0	26	0	0	0
United Kingdom (NFD)													
Total	648	608	703	696	336	308	667	759	1,550	1,898	1,694	1,219	660
Holiday	144	285	456	408	126	176	276	437	500	598	726	552	132
Visit Friends And Relatives	240	209	133	168	147	110	253	276	650	962	682	506	220
Business	48	76	19	24	21	0	46	0	100	104	22	69	44
Education/Medical	0	0	19	0	0	0	0	0	25	0	0	0	0
Other	216	38	76	96	42	22	92	46	275	234	264	92	264
United States Of America													
Total	14,496	12,445	15,162	14,592	11,760	10,274	15,939	21,643	24,550	23,478	29,898	25,645	17,380
Holiday	8,568	6,574	8,246	7,080	5,439	5,610	10,258	13,754	13,850	15,574	20,636	16,928	10,494
Visit Friends And Relatives	2,784	2,850	2,983	2,928	3,003	1,980	2,116	3,289	7,675	3,614	5,126	4,094	4,158
Business	1,944	1,786	1,786	1,440	2,289	1,782	2,599	3,358	1,575	2,236	2,288	2,967	1,606
Education/Medical	504	608	1,292	1,920	231	374	161	368	400	1,248	1,100	483	396
Other	696	627	855	1,224	798	528	805	874	1,050	806	748	1,173	726
Vanuatu													
Total	144	114	95	72	105	132	115	138	150	130	110	115	132
Holiday	0	19	57	0	63	44	0	46	75	52	0	46	44
Visit Friends And Relatives	48	38	0	24	42	0	46	0	75	52	22	23	22
Business	72	38	38	48	0	22	46	23	0	26	44	23	44
Education/Medical	0	0	0	0	0	22	0	23	0	0	22	0	0
Other	24	19	0	0	0	44	23	46	0	0	22	23	22
Wales													
Total	504	342	3,477	768	399	264	483	759	750	1,014	1,034	644	616
Holiday	264	266	3,116	528	231	176	253	437	300	598	660	368	396
Visit Friends And Relatives	168	38	228	144	126	66	161	253	450	390	330	230	176

Table: Country of Origin by Purpose Monthly

Main Reason For Visit - NZ (Grouped)	Last 13 Months												
	Apr 05	May 05	Jun 05	Jul 05	Aug 05	Sep 05	Oct 05	Nov 05	Dec 05	Jan 06	Feb 06	Mar 06	Apr 06
Business	48	38	19	24	0	22	23	69	0	26	22	23	44
Education/Medical	0	0	0	0	21	0	0	0	0	0	0	23	0
Other	24	0	114	72	21	0	46	0	0	0	22	0	0
Zimbabwe													
Total	72	57	57	24	42	44	23	46	125	52	66	46	66
Holiday	0	0	19	0	0	22	0	0	25	0	0	23	22
Visit Friends And Relatives	72	38	38	24	42	22	0	46	100	52	66	23	44
Business	0	0	0	0	0	0	23	0	0	0	0	0	0
Education/Medical	0	0	0	0	0	0	0	0	0	0	0	0	0
Other	0	19	0	0	0	0	0	0	0	0	0	0	0
Other													
Total	3,192	2,470	2,964	3,264	2,814	2,794	3,082	3,818	6,250	4,108	4,048	3,795	3,630
Holiday	912	437	760	456	735	506	690	1,173	1,975	1,482	1,012	989	858
Visit Friends And Relatives	1,296	1,140	1,330	1,536	945	1,298	1,288	1,449	3,475	1,638	1,628	1,472	1,826
Business	432	494	437	288	672	374	621	437	325	338	528	690	528
Education/Medical	168	76	114	528	105	198	115	115	100	364	594	115	110
Other	384	323	323	456	357	418	368	644	375	286	286	529	308
Not Specified													
Total	3,048	2,128	2,223	2,376	1,953	1,628	2,116	2,645	3,300	2,938	3,146	2,898	2,310
Holiday	888	456	760	552	525	286	598	667	825	936	990	851	594
Visit Friends And Relatives	552	361	285	456	441	506	414	460	850	338	726	506	484
Business	240	228	171	120	168	88	138	161	225	260	242	207	198
Education/Medical	48	76	152	48	84	22	92	92	50	78	264	46	66
Other	1,320	1,007	855	1,200	735	726	874	1,265	1,350	1,326	924	1,288	968

Table: Country of Origin by Age Current Year End

Current Year End								
Age	YE Apr 99	YE Apr 00	YE Apr 01	YE Apr 02	YE Apr 03	YE Apr 04	YE Apr 05	YE Apr 06
Argentina								
Total	4,797	5,375	5,039	3,328	2,062	2,531	2,764	3,551
Under 15 Years	511	431	347	282	198	303	141	287
15 To 19 Years	450	566	471	407	107	149	258	243
20 To 24 Years	450	450	653	373	207	361	370	696
25 To 29 Years	607	871	674	558	295	297	455	298
30 To 34 Years	375	401	577	351	251	144	262	336
35 To 39 Years	359	432	384	224	198	180	194	154
40 To 44 Years	346	331	358	261	65	124	183	196
45 To 49 Years	442	365	303	158	194	362	127	277
50 To 54 Years	341	353	382	229	215	124	191	237
55 To 59 Years	385	505	244	98	127	205	262	163
60 To 64 Years	206	253	324	151	119	95	195	261
65 To 69 Years	167	184	188	88	31	73	21	191
70 To 74 Years	102	161	86	95	13	64	58	44
75 To 79 Years	43	44	31	35	42	32	0	168
80 Years And Over	13	28	17	18	0	18	47	0
Australia								
Total	506,391	545,176	596,741	625,397	651,638	760,775	867,462	879,501
Under 15 Years	51,858	55,365	60,882	62,625	65,490	78,384	91,404	87,400
15 To 19 Years	18,994	20,343	20,771	22,967	24,596	28,104	34,084	34,440
20 To 24 Years	33,555	35,055	37,174	38,646	41,567	48,465	55,427	59,632
25 To 29 Years	54,725	57,700	64,165	67,281	65,958	75,294	82,834	82,259
30 To 34 Years	54,489	58,623	64,446	67,401	69,671	82,565	95,627	92,432
35 To 39 Years	55,571	59,517	62,874	65,115	65,478	74,316	83,849	81,079
40 To 44 Years	52,326	55,459	61,762	64,320	67,843	79,023	87,935	87,508
45 To 49 Years	51,905	56,486	59,267	63,012	65,341	74,658	87,328	88,158
50 To 54 Years	50,350	55,103	60,150	62,040	63,779	73,939	80,638	84,006
55 To 59 Years	32,289	36,743	40,294	44,153	48,354	62,411	70,956	76,444
60 To 64 Years	20,065	22,761	26,750	27,786	31,223	37,341	44,536	49,404
65 To 69 Years	13,741	15,014	17,064	17,944	18,665	21,136	24,959	27,851
70 To 74 Years	9,181	9,406	12,059	12,165	12,638	13,039	13,651	14,799
75 To 79 Years	4,863	5,227	6,229	6,632	6,647	7,964	8,851	8,742
80 Years And Over	2,479	2,374	2,854	3,310	4,388	4,136	5,383	5,347
Austria								
Total	4,221	4,336	5,221	4,621	5,025	5,204	6,770	6,168
Under 15 Years	96	174	101	154	231	68	114	166
15 To 19 Years	99	152	77	100	160	264	152	223
20 To 24 Years	366	479	604	546	583	697	1,035	717
25 To 29 Years	721	643	732	779	871	790	972	1,191
30 To 34 Years	547	596	745	603	864	701	897	730
35 To 39 Years	364	407	314	432	520	528	424	717
40 To 44 Years	288	321	441	265	188	417	565	295
45 To 49 Years	337	190	553	302	223	268	491	400
50 To 54 Years	312	324	309	401	327	276	528	453
55 To 59 Years	399	384	474	335	319	557	476	289
60 To 64 Years	270	376	403	405	440	493	527	432
65 To 69 Years	195	169	215	176	151	102	381	343
70 To 74 Years	175	91	150	85	130	21	171	165
75 To 79 Years	39	14	70	0	18	0	37	47
80 Years And Over	13	16	33	38	0	22	0	0

Table: Country of Origin by Age Current Year End

Current Year End								
Age	YE Apr 99	YE Apr 00	YE Apr 01	YE Apr 02	YE Apr 03	YE Apr 04	YE Apr 05	YE Apr 06
Bahrain								
Total	245	289	303	325	254	314	418	251
Under 15 Years	65	32	63	85	27	40	74	0
15 To 19 Years	0	16	0	0	17	0	0	24
20 To 24 Years	0	0	16	15	0	0	24	0
25 To 29 Years	9	48	64	15	0	17	20	0
30 To 34 Years	21	25	28	68	72	126	42	90
35 To 39 Years	40	30	0	47	49	25	22	22
40 To 44 Years	38	82	78	13	16	66	94	68
45 To 49 Years	28	28	14	47	35	0	92	21
50 To 54 Years	28	28	20	0	20	0	0	0
55 To 59 Years	0	0	20	35	18	21	50	26
60 To 64 Years	16	0	0	0	0	19	0	0
65 To 69 Years	0	0	0	0	0	0	0	0
70 To 74 Years	0	0	0	0	0	0	0	0
75 To 79 Years	0	0	0	0	0	0	0	0
80 Years And Over	0	0	0	0	0	0	0	0
Belgium								
Total	2,782	3,264	3,705	3,742	4,046	4,144	4,651	4,385
Under 15 Years	73	78	94	119	166	187	171	173
15 To 19 Years	68	27	80	66	57	155	201	152
20 To 24 Years	122	185	213	309	255	185	282	205
25 To 29 Years	414	389	473	644	644	913	791	437
30 To 34 Years	315	416	470	464	674	661	402	544
35 To 39 Years	335	351	373	112	302	391	495	456
40 To 44 Years	143	346	303	339	259	280	324	413
45 To 49 Years	273	232	277	335	372	300	528	412
50 To 54 Years	461	260	325	425	408	398	286	136
55 To 59 Years	246	309	364	320	304	314	483	525
60 To 64 Years	209	298	258	208	222	202	264	467
65 To 69 Years	81	241	239	227	241	72	134	302
70 To 74 Years	42	43	202	124	142	61	179	117
75 To 79 Years	0	89	34	50	0	25	61	46
80 Years And Over	0	0	0	0	0	0	50	0
Brazil								
Total	3,269	3,795	5,239	5,729	5,439	5,615	6,291	7,898
Under 15 Years	70	160	119	185	297	304	145	215
15 To 19 Years	592	555	979	977	1,240	1,015	912	1,205
20 To 24 Years	335	391	602	1,151	885	1,088	1,410	1,442
25 To 29 Years	319	466	703	773	750	872	899	1,351
30 To 34 Years	332	479	493	706	379	330	513	928
35 To 39 Years	291	359	282	291	287	377	354	571
40 To 44 Years	285	263	433	306	229	616	235	510
45 To 49 Years	310	374	391	390	449	438	577	430
50 To 54 Years	115	145	354	391	390	188	371	511
55 To 59 Years	133	323	278	233	245	141	290	393
60 To 64 Years	156	62	220	129	36	84	266	163
65 To 69 Years	208	111	235	107	164	103	189	45
70 To 74 Years	76	29	60	77	51	59	70	112
75 To 79 Years	35	61	90	13	37	0	60	22
80 Years And Over	12	17	0	0	0	0	0	0

Table: Country of Origin by Age Current Year End

Current Year End								
Age	YE Apr 99	YE Apr 00	YE Apr 01	YE Apr 02	YE Apr 03	YE Apr 04	YE Apr 05	YE Apr 06
Canada								
Total	32,181	32,938	35,411	38,624	39,671	39,990	41,798	43,623
Under 15 Years	1,846	1,732	1,490	1,794	1,852	1,644	2,512	2,355
15 To 19 Years	1,315	1,623	1,491	1,861	1,661	1,789	1,816	2,321
20 To 24 Years	2,600	2,994	3,627	3,479	3,925	4,028	4,168	4,497
25 To 29 Years	2,525	3,043	3,339	2,963	3,547	3,403	3,396	4,497
30 To 34 Years	2,351	2,230	2,358	2,891	2,350	2,494	2,650	2,652
35 To 39 Years	2,077	2,473	2,382	2,087	2,390	1,962	2,015	2,190
40 To 44 Years	2,037	2,451	2,400	3,008	2,018	2,234	2,471	2,287
45 To 49 Years	2,904	2,717	2,801	3,040	2,771	2,860	3,100	2,629
50 To 54 Years	3,281	3,076	3,867	4,074	3,632	4,052	4,119	3,927
55 To 59 Years	3,367	3,232	3,330	4,044	4,816	5,121	4,688	5,050
60 To 64 Years	2,767	2,660	3,217	3,919	4,172	4,314	4,756	4,826
65 To 69 Years	2,266	2,233	2,380	2,706	3,327	2,957	2,729	3,157
70 To 74 Years	1,947	1,448	1,646	1,666	2,070	1,980	1,977	1,876
75 To 79 Years	676	786	801	714	880	821	989	797
80 Years And Over	222	240	282	378	260	331	412	562
Channel Islands								
Total	820	827	932	1,081	992	1,358	1,356	1,240
Under 15 Years	57	0	34	34	94	166	116	69
15 To 19 Years	0	45	14	0	20	32	72	38
20 To 24 Years	100	45	41	167	64	150	87	91
25 To 29 Years	91	183	131	162	100	128	123	93
30 To 34 Years	62	119	51	55	169	210	155	120
35 To 39 Years	88	30	17	104	75	130	93	73
40 To 44 Years	29	28	128	49	74	0	99	68
45 To 49 Years	68	31	84	68	34	62	173	69
50 To 54 Years	52	72	49	132	36	103	73	62
55 To 59 Years	39	20	122	43	60	172	64	66
60 To 64 Years	122	31	126	112	71	74	76	186
65 To 69 Years	70	61	119	70	94	46	196	142
70 To 74 Years	29	117	16	17	78	22	29	141
75 To 79 Years	13	30	0	34	23	42	0	22
80 Years And Over	0	15	0	34	0	21	0	0
Chile								
Total	856	1,100	1,047	1,132	1,592	2,019	2,539	3,116
Under 15 Years	56	63	17	15	115	204	104	96
15 To 19 Years	28	43	57	33	107	112	86	290
20 To 24 Years	36	73	83	151	148	209	376	485
25 To 29 Years	51	155	102	188	265	325	419	465
30 To 34 Years	95	122	105	139	224	211	396	438
35 To 39 Years	112	112	114	80	59	279	135	263
40 To 44 Years	132	114	140	55	211	139	187	337
45 To 49 Years	86	146	186	115	218	150	279	276
50 To 54 Years	106	132	76	114	84	190	166	193
55 To 59 Years	60	13	56	99	111	66	205	184
60 To 64 Years	13	51	66	68	32	21	82	44
65 To 69 Years	45	16	17	45	0	62	62	23
70 To 74 Years	36	46	0	30	18	51	42	22
75 To 79 Years	0	14	11	0	0	0	0	0
80 Years And Over	0	0	17	0	0	0	0	0

Table: Country of Origin by Age Current Year End

Current Year End								
Age	YE Apr 99	YE Apr 00	YE Apr 01	YE Apr 02	YE Apr 03	YE Apr 04	YE Apr 05	YE Apr 06
China, People's Republic Of								
Total	16,589	27,522	41,008	61,669	78,018	66,734	84,454	93,634
Under 15 Years	452	1,043	1,539	2,829	3,162	2,595	2,405	2,827
15 To 19 Years	376	961	2,132	5,026	5,590	2,319	2,075	1,962
20 To 24 Years	403	912	1,590	4,310	6,349	3,191	3,112	2,895
25 To 29 Years	1,353	2,047	3,405	3,686	3,965	3,948	4,121	4,531
30 To 34 Years	2,010	3,196	4,176	6,574	7,346	5,559	7,736	7,796
35 To 39 Years	2,567	3,670	6,510	9,195	10,451	8,047	10,380	11,090
40 To 44 Years	2,384	3,617	5,021	7,357	9,482	10,864	14,314	17,326
45 To 49 Years	2,306	4,179	5,553	8,841	12,687	10,908	14,411	14,284
50 To 54 Years	1,722	2,964	4,709	5,681	8,507	8,790	12,426	15,154
55 To 59 Years	1,444	2,358	3,429	4,201	5,525	5,360	7,128	8,643
60 To 64 Years	816	1,431	1,648	1,941	2,611	2,371	3,137	3,749
65 To 69 Years	476	791	928	1,441	1,508	1,941	2,285	2,152
70 To 74 Years	158	285	268	459	598	598	629	860
75 To 79 Years	63	53	67	65	174	142	295	294
80 Years And Over	59	15	33	63	63	101	0	71
Cook Islands								
Total	6,627	6,147	6,891	7,422	8,114	8,456	9,082	10,494
Under 15 Years	1,589	1,261	1,203	1,382	1,670	1,172	1,507	1,713
15 To 19 Years	331	313	232	482	554	556	564	658
20 To 24 Years	335	275	346	310	504	316	578	690
25 To 29 Years	484	376	652	514	399	594	428	915
30 To 34 Years	673	626	671	595	940	464	800	993
35 To 39 Years	597	571	821	868	811	1,002	1,044	880
40 To 44 Years	419	550	758	794	721	892	924	1,022
45 To 49 Years	540	595	699	747	674	995	748	871
50 To 54 Years	523	457	494	420	600	658	616	1,071
55 To 59 Years	402	404	273	590	428	779	812	402
60 To 64 Years	305	300	265	226	288	439	497	541
65 To 69 Years	198	255	272	174	157	287	227	312
70 To 74 Years	147	92	79	218	165	175	189	248
75 To 79 Years	40	38	82	55	117	33	108	94
80 Years And Over	44	34	44	47	86	94	40	84
Czech Republic								
Total	1,278	1,732	1,845	1,627	2,684	3,589	3,043	3,129
Under 15 Years	37	30	56	0	52	19	0	49
15 To 19 Years	21	24	60	39	23	76	137	93
20 To 24 Years	145	410	550	375	310	794	701	512
25 To 29 Years	218	242	549	458	802	1,133	668	894
30 To 34 Years	148	180	156	143	408	574	328	458
35 To 39 Years	147	83	49	98	210	155	246	156
40 To 44 Years	109	103	51	99	140	140	282	167
45 To 49 Years	167	164	200	81	169	172	168	89
50 To 54 Years	159	182	98	155	255	76	146	204
55 To 59 Years	26	145	44	82	151	250	99	188
60 To 64 Years	41	39	0	15	110	138	130	158
65 To 69 Years	23	43	16	47	36	40	92	161
70 To 74 Years	37	45	0	35	0	22	25	0
75 To 79 Years	0	28	16	0	18	0	21	0
80 Years And Over	0	14	0	0	0	0	0	0

Table: Country of Origin by Age Current Year End

Current Year End								
Age	YE Apr 99	YE Apr 00	YE Apr 01	YE Apr 02	YE Apr 03	YE Apr 04	YE Apr 05	YE Apr 06
Denmark								
Total	7,235	7,274	7,381	7,672	8,485	9,225	9,425	9,921
Under 15 Years	438	569	465	446	707	699	571	794
15 To 19 Years	361	366	414	352	428	860	422	492
20 To 24 Years	2,038	1,942	1,576	1,628	1,722	1,801	2,250	1,942
25 To 29 Years	868	957	1,153	1,158	1,291	1,175	988	1,135
30 To 34 Years	695	545	588	722	799	625	623	553
35 To 39 Years	436	433	400	522	516	462	715	561
40 To 44 Years	465	288	411	489	513	471	523	527
45 To 49 Years	433	534	536	372	342	595	405	731
50 To 54 Years	552	511	538	681	542	609	706	712
55 To 59 Years	437	435	491	586	630	550	646	917
60 To 64 Years	195	421	426	321	436	739	770	961
65 To 69 Years	122	134	148	270	320	356	659	348
70 To 74 Years	111	47	218	74	165	202	125	180
75 To 79 Years	55	47	17	33	56	81	22	44
80 Years And Over	29	45	0	18	18	0	0	24
England								
Total	111,020	142,577	154,290	159,878	170,434	223,809	242,826	265,283
Under 15 Years	4,586	5,994	8,082	7,728	8,579	12,320	13,525	14,036
15 To 19 Years	4,227	5,502	6,420	6,814	7,551	10,733	10,742	11,648
20 To 24 Years	10,733	13,972	14,758	17,379	18,768	23,807	21,997	24,049
25 To 29 Years	16,488	22,242	21,423	23,291	23,933	29,828	29,786	31,887
30 To 34 Years	12,393	15,958	16,420	17,691	19,187	26,166	28,395	29,468
35 To 39 Years	7,851	10,557	10,904	11,421	12,599	16,740	17,782	20,048
40 To 44 Years	5,672	7,268	7,874	8,387	9,129	13,023	14,615	15,946
45 To 49 Years	5,780	7,427	7,729	7,847	8,680	11,877	12,614	15,104
50 To 54 Years	9,166	11,530	11,825	11,451	11,994	14,776	15,729	16,955
55 To 59 Years	8,349	11,379	13,484	14,016	14,451	19,482	21,891	23,943
60 To 64 Years	10,086	12,624	15,021	13,252	14,160	18,146	22,627	25,798
65 To 69 Years	8,309	9,189	11,055	11,326	11,581	14,572	18,148	20,027
70 To 74 Years	4,307	5,335	5,457	6,097	6,160	7,822	9,471	10,342
75 To 79 Years	2,092	2,510	2,653	2,158	2,441	3,185	3,730	4,071
80 Years And Over	981	1,090	1,185	1,020	1,221	1,332	1,774	1,961
Fiji								
Total	13,269	14,713	13,977	16,305	16,003	15,201	18,668	21,522
Under 15 Years	1,309	1,823	1,390	1,723	1,166	1,587	1,868	1,736
15 To 19 Years	463	716	548	555	760	536	609	786
20 To 24 Years	858	817	869	1,385	1,035	997	1,268	1,610
25 To 29 Years	1,452	1,423	1,216	1,478	1,717	1,162	1,746	2,168
30 To 34 Years	1,310	1,522	1,190	1,416	1,409	1,743	1,653	1,782
35 To 39 Years	1,648	1,502	1,494	1,940	1,394	1,248	1,782	2,455
40 To 44 Years	1,365	1,568	1,563	1,644	2,154	1,633	1,678	2,016
45 To 49 Years	1,179	1,374	1,654	1,991	1,685	1,741	2,190	2,216
50 To 54 Years	1,415	1,292	1,307	1,529	1,646	1,529	1,991	2,388
55 To 59 Years	1,051	1,209	1,198	1,030	1,198	949	1,739	1,925
60 To 64 Years	549	683	700	949	942	811	1,140	1,344
65 To 69 Years	385	516	495	386	535	889	499	449
70 To 74 Years	208	175	117	151	244	252	252	475
75 To 79 Years	64	79	143	113	71	103	159	128
80 Years And Over	13	14	93	15	47	21	94	44

Table: Country of Origin by Age Current Year End

Current Year End								
Age	YE Apr 99	YE Apr 00	YE Apr 01	YE Apr 02	YE Apr 03	YE Apr 04	YE Apr 05	YE Apr 06
Finland								
Total	1,794	2,133	1,965	2,006	2,257	2,133	2,723	2,884
Under 15 Years	93	68	204	47	122	60	49	22
15 To 19 Years	34	79	103	28	160	53	38	88
20 To 24 Years	161	173	159	117	227	166	313	251
25 To 29 Years	245	257	192	262	263	314	488	594
30 To 34 Years	144	249	94	202	120	361	303	348
35 To 39 Years	228	206	119	239	201	100	166	347
40 To 44 Years	160	212	126	98	260	266	78	226
45 To 49 Years	148	146	235	306	292	202	221	140
50 To 54 Years	213	281	311	226	239	154	220	267
55 To 59 Years	134	195	151	228	160	110	405	300
60 To 64 Years	111	117	128	98	115	228	173	233
65 To 69 Years	54	104	64	123	37	55	122	46
70 To 74 Years	56	32	65	15	41	39	79	0
75 To 79 Years	13	14	14	17	0	25	43	22
80 Years And Over	0	0	0	0	20	0	25	0
France								
Total	7,727	10,958	10,039	11,386	14,337	15,332	16,388	17,873
Under 15 Years	540	741	840	834	1,064	954	1,081	895
15 To 19 Years	195	340	294	475	528	563	660	446
20 To 24 Years	680	775	817	1,242	1,569	1,674	2,114	2,307
25 To 29 Years	1,128	1,475	1,672	1,701	2,049	2,348	2,513	2,587
30 To 34 Years	966	1,553	1,360	1,373	1,738	2,003	1,993	1,959
35 To 39 Years	691	1,036	876	1,130	1,259	1,176	1,172	1,191
40 To 44 Years	703	1,128	837	740	1,131	946	1,518	1,626
45 To 49 Years	608	824	682	898	1,071	1,486	947	1,365
50 To 54 Years	557	1,016	828	717	951	1,002	1,356	1,302
55 To 59 Years	392	703	540	667	1,181	1,172	988	1,354
60 To 64 Years	549	468	432	634	807	785	896	1,272
65 To 69 Years	320	381	340	478	456	494	667	753
70 To 74 Years	267	345	243	369	261	472	265	441
75 To 79 Years	118	145	213	128	213	114	152	328
80 Years And Over	13	28	65	0	59	143	66	47
French Polynesia								
Total	7,288	9,063	13,144	16,756	17,139	17,948	17,448	17,946
Under 15 Years	1,416	1,500	2,639	2,833	3,097	3,653	3,149	2,997
15 To 19 Years	420	582	666	1,020	1,160	1,158	1,247	1,053
20 To 24 Years	228	237	491	585	616	717	802	873
25 To 29 Years	396	610	477	1,114	1,122	1,110	1,195	886
30 To 34 Years	483	660	1,234	1,307	1,056	1,414	1,070	1,228
35 To 39 Years	418	691	1,216	1,555	1,740	1,780	1,405	1,750
40 To 44 Years	804	839	1,295	1,458	1,658	1,526	1,529	1,713
45 To 49 Years	619	706	989	1,750	1,666	1,650	1,400	1,534
50 To 54 Years	606	720	1,135	1,606	1,477	1,533	1,669	1,749
55 To 59 Years	527	876	906	1,176	1,022	1,260	1,419	1,119
60 To 64 Years	456	547	784	996	961	819	749	994
65 To 69 Years	371	469	426	677	718	615	640	1,106
70 To 74 Years	410	416	504	391	397	394	686	468
75 To 79 Years	79	163	250	205	339	265	319	296
80 Years And Over	55	47	132	83	110	54	169	180

Table: Country of Origin by Age Current Year End

Current Year End								
Age	YE Apr 99	YE Apr 00	YE Apr 01	YE Apr 02	YE Apr 03	YE Apr 04	YE Apr 05	YE Apr 06
India								
Total	5,655	6,821	9,521	14,427	16,546	14,737	16,677	18,111
Under 15 Years	464	543	1,007	1,202	1,591	1,202	1,563	1,264
15 To 19 Years	289	184	465	648	557	489	525	642
20 To 24 Years	469	670	786	1,396	1,378	1,261	1,391	1,942
25 To 29 Years	555	646	1,137	2,102	2,410	1,666	1,633	2,118
30 To 34 Years	522	565	823	1,392	1,642	1,122	1,398	1,139
35 To 39 Years	492	674	784	1,342	1,461	1,260	1,584	1,619
40 To 44 Years	679	582	926	1,428	1,460	1,144	1,333	1,609
45 To 49 Years	428	654	996	1,047	1,486	1,428	1,489	1,141
50 To 54 Years	383	523	778	1,116	1,102	1,121	1,619	1,544
55 To 59 Years	384	510	664	968	1,001	1,418	1,481	1,847
60 To 64 Years	397	605	461	865	1,208	1,061	1,101	1,301
65 To 69 Years	414	403	345	465	717	910	949	1,061
70 To 74 Years	118	133	258	229	390	438	354	574
75 To 79 Years	49	100	71	142	127	163	196	237
80 Years And Over	12	29	20	85	16	54	61	73
Indonesia								
Total	7,122	6,442	8,665	9,313	8,150	8,825	7,987	7,015
Under 15 Years	949	989	1,566	1,559	1,183	999	997	752
15 To 19 Years	267	156	305	501	338	425	296	336
20 To 24 Years	409	202	288	439	397	328	318	230
25 To 29 Years	763	513	699	679	569	590	560	598
30 To 34 Years	871	684	682	1,021	705	846	871	738
35 To 39 Years	852	724	893	838	913	1,088	995	697
40 To 44 Years	913	958	1,056	1,199	1,039	1,024	890	806
45 To 49 Years	712	874	1,047	974	755	1,007	1,022	781
50 To 54 Years	623	587	826	676	892	996	802	1,032
55 To 59 Years	361	228	607	617	600	583	427	392
60 To 64 Years	202	240	362	437	407	384	414	365
65 To 69 Years	120	152	145	216	201	319	263	178
70 To 74 Years	52	46	125	123	50	136	114	46
75 To 79 Years	28	46	30	17	68	65	0	19
80 Years And Over	0	43	34	17	33	35	18	45
Ireland								
Total	5,950	8,065	10,104	12,152	14,416	15,990	18,240	21,655
Under 15 Years	267	312	334	433	590	354	623	878
15 To 19 Years	147	215	159	158	353	250	424	400
20 To 24 Years	1,180	1,342	2,039	2,377	3,241	3,356	4,028	4,699
25 To 29 Years	1,529	2,161	3,081	3,733	4,337	4,783	5,391	5,723
30 To 34 Years	555	1,115	1,201	1,703	1,695	2,132	2,498	2,824
35 To 39 Years	390	494	581	595	811	943	920	1,134
40 To 44 Years	190	479	332	459	366	624	572	740
45 To 49 Years	289	263	299	448	540	521	648	993
50 To 54 Years	379	505	418	516	602	614	682	1,284
55 To 59 Years	355	328	593	605	846	927	1,041	1,064
60 To 64 Years	268	454	496	459	506	699	633	908
65 To 69 Years	255	204	321	367	246	367	442	621
70 To 74 Years	95	98	168	235	247	317	255	311
75 To 79 Years	38	95	34	17	36	78	63	51
80 Years And Over	13	0	48	47	0	25	20	25

Table: Country of Origin by Age Current Year End

Current Year End								
Age	YE Apr 99	YE Apr 00	YE Apr 01	YE Apr 02	YE Apr 03	YE Apr 04	YE Apr 05	YE Apr 06
Isle of Man								
Total	272	354	365	417	450	484	612	489
Under 15 Years	13	31	0	18	36	47	71	25
15 To 19 Years	0	0	0	17	0	22	40	0
20 To 24 Years	0	50	35	50	18	19	20	45
25 To 29 Years	39	35	0	53	0	57	83	0
30 To 34 Years	13	14	67	39	0	37	0	0
35 To 39 Years	12	14	32	34	20	19	40	23
40 To 44 Years	13	32	42	15	59	43	46	0
45 To 49 Years	16	28	0	0	47	39	61	135
50 To 54 Years	25	30	16	0	68	21	92	45
55 To 59 Years	44	75	50	49	72	38	87	118
60 To 64 Years	29	0	89	59	55	102	21	52
65 To 69 Years	13	14	17	51	38	19	22	46
70 To 74 Years	42	17	17	32	19	0	0	0
75 To 79 Years	0	14	0	0	0	21	0	0
80 Years And Over	13	0	0	0	18	0	29	0
Israel								
Total	4,014	4,692	6,063	7,908	6,793	6,550	6,864	6,451
Under 15 Years	58	104	126	290	198	209	307	229
15 To 19 Years	89	14	77	32	56	66	93	95
20 To 24 Years	1,611	1,954	2,120	3,057	2,667	2,029	2,398	1,927
25 To 29 Years	518	639	1,248	1,237	1,359	1,103	1,107	909
30 To 34 Years	166	251	377	512	754	702	555	488
35 To 39 Years	189	137	141	252	269	145	136	394
40 To 44 Years	163	152	125	194	110	208	242	145
45 To 49 Years	185	212	246	283	84	273	126	376
50 To 54 Years	140	398	459	537	381	490	415	298
55 To 59 Years	296	305	277	385	262	432	537	709
60 To 64 Years	296	283	304	448	304	320	349	287
65 To 69 Years	145	143	386	388	200	363	399	360
70 To 74 Years	87	86	161	202	96	112	139	164
75 To 79 Years	42	0	0	53	53	98	18	70
80 Years And Over	29	14	16	38	0	0	43	0
Italy								
Total	6,042	8,573	6,700	6,415	9,184	6,839	7,397	7,792
Under 15 Years	209	255	239	99	343	147	242	324
15 To 19 Years	110	216	218	269	224	190	293	273
20 To 24 Years	200	434	344	311	639	238	432	497
25 To 29 Years	818	1,361	990	924	1,132	996	1,140	901
30 To 34 Years	1,180	1,630	1,404	1,317	2,050	1,663	1,521	1,352
35 To 39 Years	834	1,004	778	1,065	1,529	931	1,283	1,195
40 To 44 Years	571	898	721	516	795	713	654	1,090
45 To 49 Years	592	463	566	675	714	568	587	585
50 To 54 Years	584	681	319	395	656	515	445	631
55 To 59 Years	304	635	330	346	384	292	300	499
60 To 64 Years	288	366	368	301	415	409	250	136
65 To 69 Years	197	355	149	96	233	115	71	129
70 To 74 Years	89	213	175	66	39	19	117	85
75 To 79 Years	54	48	66	35	18	43	62	95
80 Years And Over	12	14	33	0	13	0	0	0

Table: Country of Origin by Age Current Year End

Current Year End								
Age	YE Apr 99	YE Apr 00	YE Apr 01	YE Apr 02	YE Apr 03	YE Apr 04	YE Apr 05	YE Apr 06
Luxembourg								
Total	254	280	330	330	340	346	474	282
Under 15 Years	0	13	17	15	16	0	40	49
15 To 19 Years	0	0	34	0	17	0	22	0
20 To 24 Years	13	15	15	0	32	0	25	72
25 To 29 Years	26	16	34	63	18	72	45	0
30 To 34 Years	95	20	53	69	92	53	110	46
35 To 39 Years	37	85	34	79	52	62	46	0
40 To 44 Years	15	0	43	21	0	25	21	22
45 To 49 Years	0	0	11	32	41	55	0	0
50 To 54 Years	40	0	12	13	0	17	25	0
55 To 59 Years	0	61	60	21	34	0	50	48
60 To 64 Years	0	57	0	17	38	41	65	0
65 To 69 Years	15	13	0	0	0	21	25	45
70 To 74 Years	13	0	17	0	0	0	0	0
75 To 79 Years	0	0	0	0	0	0	0	0
80 Years And Over	0	0	0	0	0	0	0	0
Malaysia								
Total	15,368	17,626	20,701	20,514	22,034	24,815	24,364	22,302
Under 15 Years	1,462	1,747	2,151	2,042	2,946	2,983	2,877	2,682
15 To 19 Years	487	534	704	798	1,006	1,316	950	813
20 To 24 Years	927	984	1,169	1,041	895	1,203	1,097	896
25 To 29 Years	1,417	1,869	1,949	1,744	1,686	1,979	2,375	1,577
30 To 34 Years	1,879	2,096	2,056	2,106	2,077	2,151	2,006	2,055
35 To 39 Years	1,667	2,069	2,482	2,468	2,412	2,479	2,304	2,427
40 To 44 Years	1,753	1,791	2,377	2,196	2,711	2,841	2,404	2,406
45 To 49 Years	1,562	1,667	2,314	2,623	2,439	2,923	2,704	2,759
50 To 54 Years	1,639	1,708	2,221	2,042	1,872	2,324	2,812	2,438
55 To 59 Years	1,066	1,556	1,170	1,260	1,694	1,981	1,886	1,987
60 To 64 Years	751	754	1,213	960	1,063	1,195	1,457	1,100
65 To 69 Years	395	425	500	771	568	632	772	630
70 To 74 Years	246	234	215	240	376	394	380	281
75 To 79 Years	104	117	130	127	215	370	202	159
80 Years And Over	13	75	50	96	74	44	138	92
Mexico								
Total	1,352	1,962	1,976	2,641	2,714	2,729	2,778	2,709
Under 15 Years	74	137	91	192	140	118	64	114
15 To 19 Years	58	89	109	68	93	94	169	204
20 To 24 Years	189	197	238	433	467	653	688	481
25 To 29 Years	186	428	502	633	515	670	293	499
30 To 34 Years	242	277	257	287	292	139	403	298
35 To 39 Years	67	141	212	218	245	189	218	108
40 To 44 Years	102	129	113	189	268	169	216	176
45 To 49 Years	108	144	46	175	149	159	92	273
50 To 54 Years	93	88	124	120	136	197	134	198
55 To 59 Years	97	121	115	155	141	97	200	83
60 To 64 Years	35	60	66	91	92	145	234	163
65 To 69 Years	15	89	69	65	122	53	45	93
70 To 74 Years	52	46	34	15	18	27	0	19
75 To 79 Years	34	16	0	0	36	0	0	0
80 Years And Over	0	0	0	0	0	19	22	0

Table: Country of Origin by Age Current Year End

Current Year End								
Age	YE Apr 99	YE Apr 00	YE Apr 01	YE Apr 02	YE Apr 03	YE Apr 04	YE Apr 05	YE Apr 06
Netherlands								
Total	18,137	21,159	25,382	24,890	27,109	25,929	25,940	26,488
Under 15 Years	619	632	1,154	823	881	1,085	1,218	1,363
15 To 19 Years	673	759	593	704	627	626	849	636
20 To 24 Years	1,804	2,305	2,723	2,615	2,772	2,726	2,355	2,440
25 To 29 Years	2,520	3,247	3,931	3,740	3,825	3,474	3,401	3,286
30 To 34 Years	2,354	2,665	3,308	3,837	4,320	3,366	3,308	3,086
35 To 39 Years	1,579	2,003	1,972	2,099	2,259	2,309	2,260	2,185
40 To 44 Years	851	1,415	1,654	1,513	1,773	1,668	1,962	1,969
45 To 49 Years	1,225	1,345	1,604	1,614	1,593	1,925	1,874	1,921
50 To 54 Years	1,571	1,558	2,304	1,915	2,142	1,890	1,948	2,038
55 To 59 Years	1,468	1,311	1,822	1,704	2,156	2,307	2,094	2,927
60 To 64 Years	1,168	1,560	1,914	1,908	1,878	2,049	2,316	2,203
65 To 69 Years	1,087	1,174	1,180	1,116	1,573	1,329	1,372	1,150
70 To 74 Years	709	720	736	798	680	755	646	828
75 To 79 Years	360	281	406	386	425	329	233	331
80 Years And Over	149	184	81	118	205	91	104	125
New Caledonia								
Total	5,570	6,594	7,317	7,798	8,727	9,739	10,317	10,648
Under 15 Years	1,354	1,608	1,820	1,582	1,745	2,193	2,009	2,067
15 To 19 Years	468	462	568	558	556	708	674	558
20 To 24 Years	161	233	362	324	314	282	333	326
25 To 29 Years	472	386	318	372	539	534	509	564
30 To 34 Years	497	573	806	623	752	919	935	985
35 To 39 Years	485	730	635	836	993	754	1,097	1,098
40 To 44 Years	480	826	653	935	997	1,100	630	1,218
45 To 49 Years	418	530	647	794	759	876	1,176	1,237
50 To 54 Years	353	462	590	701	688	781	1,027	804
55 To 59 Years	427	315	331	403	537	566	758	859
60 To 64 Years	248	173	327	277	388	436	571	452
65 To 69 Years	90	153	175	192	234	300	282	245
70 To 74 Years	74	104	53	81	138	167	210	71
75 To 79 Years	43	29	0	78	56	63	45	116
80 Years And Over	0	10	32	42	31	60	61	48
Northern Ireland								
Total	1,339	1,328	1,786	1,886	2,306	2,664	3,048	3,496
Under 15 Years	64	43	120	118	157	143	81	145
15 To 19 Years	93	110	108	34	148	80	97	162
20 To 24 Years	202	170	221	211	248	529	264	525
25 To 29 Years	139	181	146	240	249	281	531	510
30 To 34 Years	125	88	141	202	211	210	156	375
35 To 39 Years	38	15	143	47	63	171	320	243
40 To 44 Years	54	42	108	72	124	72	155	156
45 To 49 Years	70	45	61	95	74	176	242	64
50 To 54 Years	109	82	181	209	230	213	143	254
55 To 59 Years	85	122	202	237	253	285	299	372
60 To 64 Years	206	193	121	211	250	217	327	337
65 To 69 Years	78	72	50	176	178	229	300	167
70 To 74 Years	64	124	132	17	65	58	68	96
75 To 79 Years	12	41	52	17	36	0	65	64
80 Years And Over	0	0	0	0	20	0	0	26

Table: Country of Origin by Age Current Year End

Current Year End								
Age	YE Apr 99	YE Apr 00	YE Apr 01	YE Apr 02	YE Apr 03	YE Apr 04	YE Apr 05	YE Apr 06
Norway								
Total	2,835	3,849	3,861	4,160	4,272	4,196	3,983	3,939
Under 15 Years	139	272	306	247	137	140	204	119
15 To 19 Years	96	136	220	59	243	163	197	229
20 To 24 Years	392	641	785	964	1,194	1,138	1,171	782
25 To 29 Years	581	683	478	670	571	814	599	562
30 To 34 Years	333	351	466	418	385	372	451	626
35 To 39 Years	237	374	353	300	313	268	183	241
40 To 44 Years	262	327	265	281	216	292	245	165
45 To 49 Years	212	171	285	307	187	315	113	286
50 To 54 Years	306	346	302	337	326	174	237	210
55 To 59 Years	145	190	165	223	206	224	197	283
60 To 64 Years	52	178	137	164	287	160	186	161
65 To 69 Years	54	124	82	67	125	71	86	113
70 To 74 Years	13	56	0	70	64	65	46	88
75 To 79 Years	13	0	17	21	18	0	68	48
80 Years And Over	0	0	0	32	0	0	0	26
Papua New Guinea								
Total	2,324	2,220	2,047	1,912	2,120	1,853	1,563	1,691
Under 15 Years	376	388	226	273	131	249	99	176
15 To 19 Years	95	54	36	59	60	97	50	64
20 To 24 Years	94	170	177	201	127	0	101	105
25 To 29 Years	173	146	83	79	220	185	123	114
30 To 34 Years	208	135	271	145	255	107	104	111
35 To 39 Years	316	334	228	140	288	201	183	71
40 To 44 Years	300	216	260	287	191	214	232	337
45 To 49 Years	307	314	298	256	319	231	302	266
50 To 54 Years	227	282	229	167	242	231	159	91
55 To 59 Years	96	112	174	187	222	216	127	168
60 To 64 Years	93	69	65	84	51	88	61	165
65 To 69 Years	39	0	0	34	0	34	22	23
70 To 74 Years	0	0	0	0	14	0	0	0
75 To 79 Years	0	0	0	0	0	0	0	0
80 Years And Over	0	0	0	0	0	0	0	0
Philippines								
Total	4,550	5,114	4,989	4,987	5,024	4,687	5,573	6,145
Under 15 Years	567	408	289	338	389	440	451	315
15 To 19 Years	63	167	91	122	185	71	136	111
20 To 24 Years	258	220	212	214	254	238	474	262
25 To 29 Years	468	640	512	553	360	510	412	818
30 To 34 Years	568	606	540	750	827	582	716	845
35 To 39 Years	525	655	754	574	721	619	768	866
40 To 44 Years	565	657	555	712	739	633	642	742
45 To 49 Years	325	601	713	678	476	383	490	466
50 To 54 Years	336	459	344	466	347	369	462	451
55 To 59 Years	267	252	328	182	192	149	373	397
60 To 64 Years	179	227	205	124	240	247	222	388
65 To 69 Years	288	126	240	97	165	278	269	215
70 To 74 Years	85	53	108	132	88	90	92	157
75 To 79 Years	44	26	81	13	14	78	66	44
80 Years And Over	12	17	17	32	27	0	0	68

Table: Country of Origin by Age Current Year End

Current Year End								
Age	YE Apr 99	YE Apr 00	YE Apr 01	YE Apr 02	YE Apr 03	YE Apr 04	YE Apr 05	YE Apr 06
Poland								
Total	1,193	1,220	1,301	1,211	1,441	1,479	1,575	1,833
Under 15 Years	15	30	16	49	46	42	46	142
15 To 19 Years	26	41	27	30	30	17	36	22
20 To 24 Years	103	85	51	17	109	173	73	137
25 To 29 Years	161	87	122	182	152	172	22	212
30 To 34 Years	100	98	257	59	160	100	172	114
35 To 39 Years	131	99	193	108	191	91	135	140
40 To 44 Years	147	121	51	199	142	228	282	228
45 To 49 Years	147	194	193	148	199	192	176	359
50 To 54 Years	92	211	143	280	255	292	312	222
55 To 59 Years	107	115	134	55	103	21	140	149
60 To 64 Years	84	69	33	17	36	69	96	89
65 To 69 Years	28	28	33	35	0	0	64	0
70 To 74 Years	13	27	0	15	18	39	21	19
75 To 79 Years	13	15	16	17	0	22	0	0
80 Years And Over	26	0	32	0	0	21	0	0
Russia								
Total	1,305	1,413	1,243	1,474	1,793	1,935	2,416	2,706
Under 15 Years	44	86	61	153	230	168	120	233
15 To 19 Years	24	14	58	51	131	222	85	161
20 To 24 Years	71	68	98	83	165	219	316	322
25 To 29 Years	141	222	140	125	194	164	259	301
30 To 34 Years	274	218	245	249	205	257	135	218
35 To 39 Years	256	160	159	194	205	194	334	277
40 To 44 Years	106	144	83	189	183	218	290	382
45 To 49 Years	122	263	195	155	195	191	165	165
50 To 54 Years	83	157	141	79	87	111	213	257
55 To 59 Years	65	13	30	63	108	134	214	229
60 To 64 Years	80	37	33	51	14	17	139	85
65 To 69 Years	29	31	0	65	18	40	146	76
70 To 74 Years	0	0	0	17	58	0	0	0
75 To 79 Years	0	0	0	0	0	0	0	0
80 Years And Over	10	0	0	0	0	0	0	0
Samoa								
Total	12,159	12,552	14,856	14,216	13,790	15,259	14,983	16,657
Under 15 Years	1,792	1,763	2,002	1,805	2,129	2,360	1,915	2,294
15 To 19 Years	562	805	1,012	648	609	511	638	998
20 To 24 Years	839	768	914	1,011	806	1,171	951	1,181
25 To 29 Years	1,457	983	1,373	1,250	997	1,343	1,175	1,287
30 To 34 Years	1,049	1,020	1,444	1,621	1,384	1,261	1,523	1,306
35 To 39 Years	1,203	1,031	1,385	1,245	1,118	1,353	1,415	1,480
40 To 44 Years	1,140	1,246	1,459	1,566	1,402	1,550	1,451	1,398
45 To 49 Years	1,109	1,403	1,385	1,375	1,299	1,517	1,541	1,963
50 To 54 Years	999	1,198	1,179	1,293	1,365	1,297	1,590	1,489
55 To 59 Years	758	715	961	777	1,005	1,125	1,077	1,029
60 To 64 Years	500	609	714	776	737	565	688	731
65 To 69 Years	460	492	414	368	525	358	549	690
70 To 74 Years	153	292	474	246	280	408	230	376
75 To 79 Years	95	133	106	166	96	301	155	296
80 Years And Over	43	94	34	69	38	139	85	139

Table: Country of Origin by Age Current Year End

Current Year End								
Age	YE Apr 99	YE Apr 00	YE Apr 01	YE Apr 02	YE Apr 03	YE Apr 04	YE Apr 05	YE Apr 06
Samoa, American								
Total	1,444	1,232	1,166	1,424	1,290	1,816	2,077	1,782
Under 15 Years	281	201	310	173	210	293	250	223
15 To 19 Years	70	86	67	155	74	136	144	73
20 To 24 Years	199	30	33	113	38	72	141	114
25 To 29 Years	108	70	63	121	118	137	217	180
30 To 34 Years	134	116	99	107	161	140	109	151
35 To 39 Years	131	129	183	163	153	171	355	284
40 To 44 Years	114	110	54	128	147	268	280	220
45 To 49 Years	116	117	89	108	144	276	202	133
50 To 54 Years	69	78	103	109	52	144	169	155
55 To 59 Years	79	116	49	147	103	63	37	64
60 To 64 Years	65	74	49	62	47	16	109	46
65 To 69 Years	44	52	32	38	43	56	43	43
70 To 74 Years	21	32	35	0	0	44	21	48
75 To 79 Years	0	21	0	0	0	0	0	48
80 Years And Over	13	0	0	0	0	0	0	0
Saudi Arabia								
Total	1,080	1,090	1,184	1,348	1,646	1,614	1,926	2,373
Under 15 Years	97	165	158	184	392	174	116	233
15 To 19 Years	39	37	12	32	69	107	124	349
20 To 24 Years	0	23	29	43	98	228	247	433
25 To 29 Years	82	59	69	98	36	172	146	512
30 To 34 Years	159	135	182	173	213	46	174	163
35 To 39 Years	189	214	218	153	227	155	259	89
40 To 44 Years	181	182	206	216	165	211	233	89
45 To 49 Years	120	98	159	187	197	187	179	194
50 To 54 Years	111	92	73	158	133	138	87	133
55 To 59 Years	92	16	48	65	98	196	209	155
60 To 64 Years	0	48	30	21	18	0	108	23
65 To 69 Years	10	21	0	0	0	0	22	0
70 To 74 Years	0	0	0	18	0	0	0	0
75 To 79 Years	0	0	0	0	0	0	22	0
80 Years And Over	0	0	0	0	0	0	0	0
Scotland								
Total	9,243	10,200	11,797	11,502	12,686	15,265	18,069	18,014
Under 15 Years	536	356	693	506	672	745	825	983
15 To 19 Years	212	350	423	399	507	399	667	712
20 To 24 Years	1,010	949	1,226	1,464	1,440	1,645	2,128	1,686
25 To 29 Years	1,103	1,419	1,388	1,432	1,496	1,748	2,298	1,907
30 To 34 Years	702	900	1,092	1,139	1,179	1,556	1,572	1,731
35 To 39 Years	631	690	743	786	714	1,287	1,097	1,115
40 To 44 Years	512	390	590	765	745	452	1,048	912
45 To 49 Years	592	462	757	621	535	746	1,202	1,265
50 To 54 Years	512	907	961	867	787	1,117	1,192	1,135
55 To 59 Years	620	999	886	911	1,304	1,470	1,704	1,696
60 To 64 Years	972	1,022	1,097	973	1,356	1,687	1,584	2,078
65 To 69 Years	937	916	919	982	1,033	1,282	1,501	1,293
70 To 74 Years	564	491	735	490	463	611	741	867
75 To 79 Years	301	251	172	116	282	399	314	448
80 Years And Over	39	98	115	51	173	121	196	186

Table: Country of Origin by Age Current Year End

Current Year End								
Age	YE Apr 99	YE Apr 00	YE Apr 01	YE Apr 02	YE Apr 03	YE Apr 04	YE Apr 05	YE Apr 06
Singapore								
Total	28,021	34,669	35,547	32,348	33,252	33,342	32,742	29,125
Under 15 Years	3,765	4,814	5,130	4,251	5,302	5,121	4,359	3,936
15 To 19 Years	893	1,575	1,549	1,142	1,206	1,288	1,640	1,264
20 To 24 Years	1,659	1,793	2,024	1,628	1,706	1,228	1,423	1,114
25 To 29 Years	3,920	5,269	5,060	4,692	4,508	3,557	2,975	2,908
30 To 34 Years	4,047	5,060	4,824	4,609	4,687	4,750	4,619	3,798
35 To 39 Years	3,025	4,096	4,477	3,856	3,975	4,239	4,541	4,086
40 To 44 Years	3,040	3,706	3,944	3,818	3,938	3,987	3,505	3,727
45 To 49 Years	2,861	3,330	2,947	3,154	3,176	2,756	3,296	2,883
50 To 54 Years	1,850	2,112	2,378	2,150	1,790	2,568	2,423	2,256
55 To 59 Years	1,378	1,415	1,385	1,441	1,363	1,816	1,948	1,418
60 To 64 Years	714	736	883	928	840	1,144	844	689
65 To 69 Years	465	396	522	459	467	558	696	421
70 To 74 Years	181	239	247	154	129	123	294	437
75 To 79 Years	51	87	149	49	111	134	116	119
80 Years And Over	172	41	28	17	54	73	63	69
South Africa								
Total	15,035	15,332	16,750	16,791	15,371	16,298	15,878	17,665
Under 15 Years	1,523	1,520	1,670	1,323	1,335	1,207	1,612	1,733
15 To 19 Years	773	722	1,164	594	672	801	1,022	779
20 To 24 Years	805	891	770	996	798	826	672	1,036
25 To 29 Years	1,297	1,340	1,633	1,309	1,451	944	1,140	1,069
30 To 34 Years	1,294	1,354	1,593	1,982	1,496	1,568	1,308	1,387
35 To 39 Years	1,782	1,400	1,641	1,705	1,241	1,294	1,269	1,346
40 To 44 Years	1,467	1,392	1,298	1,594	1,185	1,179	1,412	1,267
45 To 49 Years	1,125	1,176	1,009	1,507	1,110	1,388	976	1,213
50 To 54 Years	874	1,110	1,226	1,459	1,140	1,496	1,152	1,184
55 To 59 Years	984	1,136	1,190	1,074	1,372	1,381	1,505	1,688
60 To 64 Years	1,038	1,258	1,223	1,174	1,289	1,623	1,512	1,839
65 To 69 Years	891	934	874	878	1,094	1,219	982	1,281
70 To 74 Years	593	571	842	606	655	700	863	1,039
75 To 79 Years	378	354	470	450	316	497	276	550
80 Years And Over	211	174	147	140	217	175	177	254
Spain								
Total	3,191	4,127	4,245	4,281	5,286	5,475	6,430	7,313
Under 15 Years	62	53	88	75	63	108	148	329
15 To 19 Years	94	75	65	141	158	146	222	129
20 To 24 Years	119	209	286	174	371	211	354	252
25 To 29 Years	561	804	807	872	953	1,368	1,069	1,185
30 To 34 Years	550	745	682	872	1,020	1,425	1,489	1,881
35 To 39 Years	350	482	586	558	691	691	803	772
40 To 44 Years	347	414	474	166	411	322	355	623
45 To 49 Years	238	173	272	440	376	293	444	394
50 To 54 Years	198	322	233	266	388	218	442	460
55 To 59 Years	201	239	199	280	338	183	357	424
60 To 64 Years	208	239	183	163	188	187	191	505
65 To 69 Years	93	205	295	175	161	223	380	157
70 To 74 Years	145	138	75	36	130	25	135	86
75 To 79 Years	0	29	0	48	18	59	41	93
80 Years And Over	25	0	0	15	20	16	0	23

Table: Country of Origin by Age Current Year End

Current Year End								
Age	YE Apr 99	YE Apr 00	YE Apr 01	YE Apr 02	YE Apr 03	YE Apr 04	YE Apr 05	YE Apr 06
Sweden								
Total	8,910	10,819	11,016	11,197	13,040	12,405	12,879	12,307
Under 15 Years	360	602	461	541	519	598	571	656
15 To 19 Years	446	437	482	681	1,007	707	1,040	956
20 To 24 Years	2,015	2,709	2,762	2,572	3,310	3,535	2,900	3,052
25 To 29 Years	1,495	1,931	1,870	1,844	2,331	2,568	2,413	1,438
30 To 34 Years	1,077	911	1,076	1,004	1,117	1,124	1,164	1,096
35 To 39 Years	591	452	526	726	637	657	672	668
40 To 44 Years	222	516	452	453	473	442	416	508
45 To 49 Years	499	772	781	673	586	462	738	524
50 To 54 Years	870	771	675	894	1,088	616	912	875
55 To 59 Years	541	766	804	834	878	762	850	670
60 To 64 Years	389	399	640	411	639	544	723	887
65 To 69 Years	204	302	321	301	289	290	289	586
70 To 74 Years	96	176	116	167	89	40	162	300
75 To 79 Years	105	75	33	47	59	60	29	68
80 Years And Over	0	0	17	49	18	0	0	23
Switzerland								
Total	11,563	13,207	13,777	14,058	16,087	15,350	14,845	14,020
Under 15 Years	377	641	421	681	465	528	423	652
15 To 19 Years	320	320	430	372	622	452	600	365
20 To 24 Years	1,642	1,748	1,912	1,995	2,418	2,678	2,168	2,199
25 To 29 Years	2,417	2,428	2,498	2,684	3,055	2,908	3,055	2,146
30 To 34 Years	1,802	1,701	2,532	1,907	2,236	2,127	2,216	1,932
35 To 39 Years	938	1,123	945	1,383	1,700	1,616	1,035	1,478
40 To 44 Years	763	898	927	1,126	1,007	1,053	775	971
45 To 49 Years	622	838	521	816	1,078	805	1,064	909
50 To 54 Years	711	1,061	880	711	1,086	763	850	644
55 To 59 Years	475	653	820	689	678	976	982	831
60 To 64 Years	559	659	813	808	879	542	656	872
65 To 69 Years	541	624	557	516	499	507	677	593
70 To 74 Years	191	319	368	231	270	352	275	262
75 To 79 Years	137	194	136	89	23	43	40	68
80 Years And Over	68	0	17	50	71	0	29	98
Taiwan								
Total	40,846	39,027	39,926	36,062	32,672	25,349	27,982	28,778
Under 15 Years	3,055	3,016	3,331	3,953	3,353	2,083	3,169	2,553
15 To 19 Years	1,661	1,179	1,533	1,660	1,699	998	1,224	1,168
20 To 24 Years	1,967	1,849	1,827	1,671	1,850	1,081	1,340	1,096
25 To 29 Years	4,064	3,827	4,694	4,595	4,745	3,166	2,878	3,570
30 To 34 Years	4,378	3,919	4,247	3,813	3,949	3,000	3,126	2,951
35 To 39 Years	3,683	3,653	3,667	3,233	2,638	1,771	2,268	2,594
40 To 44 Years	5,039	4,467	3,826	3,163	3,126	2,425	2,521	2,655
45 To 49 Years	5,063	4,770	4,835	3,985	3,156	2,878	2,474	2,876
50 To 54 Years	3,118	3,288	3,618	3,771	2,830	2,403	3,617	2,839
55 To 59 Years	2,954	2,873	2,536	2,085	1,831	2,098	2,263	2,252
60 To 64 Years	2,151	2,442	2,496	1,678	1,619	1,517	1,311	1,658
65 To 69 Years	1,926	1,934	1,810	1,230	868	948	994	1,205
70 To 74 Years	1,210	1,090	975	771	600	583	473	771
75 To 79 Years	415	595	408	250	269	288	184	311
80 Years And Over	162	125	123	204	139	110	140	279

Table: Country of Origin by Age Current Year End

Current Year End								
Age	YE Apr 99	YE Apr 00	YE Apr 01	YE Apr 02	YE Apr 03	YE Apr 04	YE Apr 05	YE Apr 06
United Arab Emirates								
Total	1,361	1,697	1,918	2,292	2,651	3,629	4,351	4,298
Under 15 Years	170	260	327	511	583	472	804	854
15 To 19 Years	15	44	59	64	130	117	191	68
20 To 24 Years	22	37	54	59	86	134	210	238
25 To 29 Years	133	291	218	227	337	360	575	397
30 To 34 Years	228	176	326	252	230	512	813	702
35 To 39 Years	177	256	223	385	300	685	331	580
40 To 44 Years	212	131	182	233	306	495	408	475
45 To 49 Years	161	187	246	187	274	278	435	428
50 To 54 Years	152	104	183	282	152	285	224	156
55 To 59 Years	91	153	64	45	161	275	274	212
60 To 64 Years	0	58	36	34	92	16	42	140
65 To 69 Years	0	0	0	13	0	0	44	0
70 To 74 Years	0	0	0	0	0	0	0	23
75 To 79 Years	0	0	0	0	0	0	0	25
80 Years And Over	0	0	0	0	0	0	0	0
United Kingdom (NFD)								
Total	33,928	21,670	35,645	47,005	55,083	26,705	16,894	11,098
Under 15 Years	1,847	1,230	2,438	2,929	3,474	2,034	1,042	608
15 To 19 Years	778	975	1,127	1,267	1,659	882	590	318
20 To 24 Years	2,675	1,742	2,857	4,182	4,773	2,411	1,370	859
25 To 29 Years	4,600	3,540	5,716	7,915	9,261	4,252	2,919	1,924
30 To 34 Years	3,637	2,678	5,018	6,541	8,564	3,971	2,874	1,741
35 To 39 Years	2,584	1,829	3,197	4,584	5,043	2,416	1,757	1,291
40 To 44 Years	1,695	1,468	2,106	2,717	3,778	1,984	1,153	758
45 To 49 Years	2,026	1,252	2,056	2,856	3,140	1,537	638	557
50 To 54 Years	2,816	1,546	2,533	3,073	4,103	1,733	969	593
55 To 59 Years	2,473	1,717	2,427	3,465	3,847	1,720	1,252	823
60 To 64 Years	3,495	1,500	2,483	3,154	3,183	1,614	965	580
65 To 69 Years	2,901	1,052	1,829	2,055	2,341	1,285	607	438
70 To 74 Years	1,220	715	1,206	1,372	1,097	437	417	369
75 To 79 Years	742	302	385	491	521	237	208	168
80 Years And Over	439	124	267	404	299	192	133	71
United States Of America								
Total	166,361	188,759	194,396	194,098	206,912	211,713	219,695	222,766
Under 15 Years	7,522	9,503	10,765	10,664	11,918	11,991	13,563	12,342
15 To 19 Years	5,219	6,216	8,192	8,282	8,476	9,860	10,656	10,486
20 To 24 Years	9,304	11,048	13,649	14,964	17,182	18,423	21,695	20,155
25 To 29 Years	11,153	12,795	12,142	12,393	13,951	14,070	15,921	15,336
30 To 34 Years	12,200	14,347	13,466	14,224	16,103	15,528	15,493	16,141
35 To 39 Years	11,873	13,904	14,979	14,057	13,972	14,756	14,252	14,302
40 To 44 Years	13,099	14,134	14,124	13,363	15,574	14,765	16,231	15,048
45 To 49 Years	14,086	14,902	16,109	15,031	16,698	16,960	17,122	17,314
50 To 54 Years	15,987	18,493	18,417	17,439	18,724	20,556	20,233	19,711
55 To 59 Years	15,262	18,583	18,220	19,911	19,085	20,588	21,549	22,305
60 To 64 Years	16,195	18,276	18,435	18,168	19,898	21,132	20,114	22,185
65 To 69 Years	15,434	16,628	16,425	16,076	16,193	16,039	16,179	18,340
70 To 74 Years	11,695	11,876	11,590	11,412	10,990	9,659	9,925	11,612
75 To 79 Years	5,378	5,488	5,556	5,937	5,244	5,382	4,453	5,115
80 Years And Over	1,954	2,566	2,327	2,177	2,904	2,004	2,309	2,374

Table: Country of Origin by Age Current Year End

Current Year End								
Age	YE Apr 99	YE Apr 00	YE Apr 01	YE Apr 02	YE Apr 03	YE Apr 04	YE Apr 05	YE Apr 06
Vanuatu								
Total	1,172	1,251	1,559	1,496	1,599	1,429	1,480	1,408
Under 15 Years	129	84	99	164	247	201	258	86
15 To 19 Years	81	90	124	15	90	37	20	0
20 To 24 Years	64	30	75	123	223	181	125	114
25 To 29 Years	71	111	145	165	158	176	106	135
30 To 34 Years	162	225	196	94	141	130	109	116
35 To 39 Years	156	169	294	120	85	144	148	227
40 To 44 Years	107	153	158	180	222	180	240	219
45 To 49 Years	140	157	153	164	192	139	136	217
50 To 54 Years	93	53	40	191	121	99	162	68
55 To 59 Years	88	79	143	173	100	74	135	180
60 To 64 Years	12	58	82	77	20	13	21	23
65 To 69 Years	69	28	33	30	0	36	0	0
70 To 74 Years	0	14	0	0	0	19	20	0
75 To 79 Years	0	0	17	0	0	0	0	0
80 Years And Over	0	0	0	0	0	0	0	23
Wales								
Total	3,524	3,518	3,744	4,018	4,297	6,551	8,373	10,550
Under 15 Years	154	195	252	228	337	238	407	283
15 To 19 Years	106	103	142	248	179	214	369	465
20 To 24 Years	343	666	427	691	476	980	883	1,272
25 To 29 Years	388	327	261	436	462	685	840	1,207
30 To 34 Years	217	141	346	319	312	465	644	961
35 To 39 Years	230	163	175	228	339	278	638	593
40 To 44 Years	149	115	128	119	208	333	321	622
45 To 49 Years	196	199	174	132	226	246	520	707
50 To 54 Years	271	391	290	314	295	500	734	634
55 To 59 Years	321	234	490	308	336	681	752	1,337
60 To 64 Years	463	317	612	337	444	1,004	989	1,166
65 To 69 Years	408	343	299	316	385	550	699	666
70 To 74 Years	153	150	64	227	187	211	315	455
75 To 79 Years	100	130	34	34	95	120	215	135
80 Years And Over	25	44	50	81	16	46	47	47
Zimbabwe								
Total	564	629	2,007	2,458	2,721	1,282	1,104	648
Under 15 Years	53	62	441	529	520	293	229	40
15 To 19 Years	12	0	48	176	120	38	114	64
20 To 24 Years	32	0	142	208	211	55	0	0
25 To 29 Years	79	71	134	256	288	35	22	19
30 To 34 Years	25	71	223	228	180	96	74	0
35 To 39 Years	13	46	233	274	356	108	59	25
40 To 44 Years	69	132	190	218	311	84	98	64
45 To 49 Years	95	48	114	45	158	42	67	44
50 To 54 Years	39	46	125	104	113	90	20	25
55 To 59 Years	12	35	34	64	118	147	86	44
60 To 64 Years	81	61	140	163	115	75	88	92
65 To 69 Years	41	13	112	43	78	78	85	42
70 To 74 Years	0	44	51	117	99	124	69	89
75 To 79 Years	13	0	20	33	18	0	93	100
80 Years And Over	0	0	0	0	36	17	0	0

Table: Country of Origin by Age Current Year End

Current Year End

Age	YE Apr 99	YE Apr 00	YE Apr 01	YE Apr 02	YE Apr 03	YE Apr 04	YE Apr 05	YE Apr 06
Other								
Total	30,303	36,806	41,528	41,685	37,137	35,095	39,377	43,037
Under 15 Years	2,653	3,711	4,231	3,694	3,457	3,442	3,632	4,306
15 To 19 Years	1,749	2,072	2,637	2,885	2,311	1,778	1,883	1,931
20 To 24 Years	2,663	3,989	4,370	4,633	4,054	3,242	3,986	4,744
25 To 29 Years	4,577	5,068	6,244	5,294	5,196	4,078	4,299	5,393
30 To 34 Years	3,881	4,916	4,928	5,482	4,282	4,058	4,888	4,737
35 To 39 Years	3,131	3,967	4,074	4,622	3,694	3,414	4,177	4,452
40 To 44 Years	3,015	2,956	3,769	4,017	3,030	3,405	3,314	3,792
45 To 49 Years	2,594	2,916	3,486	3,238	3,102	3,315	3,719	3,901
50 To 54 Years	2,411	2,734	3,124	2,921	3,061	3,410	3,634	3,666
55 To 59 Years	1,429	1,917	1,932	2,084	2,164	2,056	2,077	2,384
60 To 64 Years	773	1,187	1,240	1,266	1,152	1,225	1,818	1,700
65 To 69 Years	717	742	663	825	888	1,009	1,159	946
70 To 74 Years	413	313	513	421	465	453	445	688
75 To 79 Years	188	149	297	176	159	159	264	309
80 Years And Over	109	169	20	127	122	51	82	88
Not Specified								
Total	63,952	42,441	57,805	59,931	56,990	65,878	44,965	29,661
Under 15 Years	5,581	4,306	5,115	5,446	5,423	6,485	4,542	3,280
15 To 19 Years	2,748	1,747	2,818	3,489	3,000	3,394	1,923	1,342
20 To 24 Years	5,198	3,721	6,291	6,151	5,918	7,039	4,264	2,491
25 To 29 Years	6,912	5,144	8,256	8,786	6,926	8,322	5,143	3,126
30 To 34 Years	5,614	3,959	5,740	6,014	5,660	6,196	3,609	2,464
35 To 39 Years	4,938	3,396	4,996	5,284	5,021	5,278	3,670	2,735
40 To 44 Years	4,847	3,303	4,198	4,759	4,690	6,068	4,124	2,718
45 To 49 Years	5,022	3,251	4,574	4,538	5,025	5,419	4,037	2,542
50 To 54 Years	5,510	3,507	4,806	4,600	4,262	5,579	4,247	2,447
55 To 59 Years	4,446	2,981	3,369	3,563	3,929	3,989	3,199	2,415
60 To 64 Years	4,565	2,792	2,949	2,999	3,026	3,323	2,376	1,436
65 To 69 Years	3,950	1,987	2,061	2,073	1,980	2,454	1,864	1,228
70 To 74 Years	2,479	1,440	1,676	1,344	1,269	1,400	1,120	643
75 To 79 Years	1,551	585	660	516	637	626	519	608
80 Years And Over	591	322	296	369	224	306	328	186

Table: Country of Origin by Gender Current Year End

Gender	Current Year End							
	YE Apr 99	YE Apr 00	YE Apr 01	YE Apr 02	YE Apr 03	YE Apr 04	YE Apr 05	YE Apr 06
Argentina								
Total	4,797	5,375	5,039	3,328	2,062	2,531	2,764	3,551
Female	2,451	2,715	2,201	1,721	1,007	1,194	1,212	1,543
Male	2,346	2,660	2,838	1,607	1,055	1,337	1,552	2,008
Australia								
Total	506,391	545,176	596,741	625,397	651,638	760,775	867,462	879,501
Female	223,473	241,848	267,587	282,780	295,693	352,040	401,621	405,076
Male	282,918	303,328	329,154	342,617	355,945	408,735	465,841	474,425
Austria								
Total	4,221	4,336	5,221	4,621	5,025	5,204	6,770	6,168
Female	1,780	1,958	2,251	2,119	2,380	2,484	3,232	2,878
Male	2,441	2,378	2,970	2,502	2,645	2,720	3,538	3,290
Bahrain								
Total	245	289	303	325	254	314	418	251
Female	114	122	137	115	124	160	132	70
Male	131	167	166	210	130	154	286	181
Belgium								
Total	2,782	3,264	3,705	3,742	4,046	4,144	4,651	4,385
Female	878	1,470	1,481	1,642	1,670	1,690	1,954	2,105
Male	1,904	1,794	2,224	2,100	2,376	2,454	2,697	2,280
Brazil								
Total	3,269	3,795	5,239	5,729	5,439	5,615	6,291	7,898
Female	1,735	1,676	2,671	2,820	2,454	2,485	2,886	3,451
Male	1,534	2,119	2,568	2,909	2,985	3,130	3,405	4,447
Canada								
Total	32,181	32,938	35,411	38,624	39,671	39,990	41,798	43,623
Female	16,403	16,961	18,959	20,357	20,494	20,114	21,448	21,818
Male	15,778	15,977	16,452	18,267	19,177	19,876	20,350	21,805
Channel Islands								
Total	820	827	932	1,081	992	1,358	1,356	1,240
Female	421	486	463	720	529	735	678	714
Male	399	341	469	361	463	623	678	526
Chile								
Total	856	1,100	1,047	1,132	1,592	2,019	2,539	3,116
Female	301	377	476	336	519	703	760	999
Male	555	723	571	796	1,073	1,316	1,779	2,117
China, People's Republic Of								
Total	16,589	27,522	41,008	61,669	78,018	66,734	84,454	93,634
Female	5,458	9,456	14,540	24,274	29,652	24,199	31,732	34,663
Male	11,131	18,066	26,468	37,395	48,366	42,535	52,722	58,971
Cook Islands								
Total	6,627	6,147	6,891	7,422	8,114	8,456	9,082	10,494
Female	3,314	2,796	3,104	3,072	3,482	4,019	4,205	5,376
Male	3,313	3,351	3,787	4,350	4,632	4,437	4,877	5,118
Czech Republic								
Total	1,278	1,732	1,845	1,627	2,684	3,589	3,043	3,129
Female	514	768	735	739	1,169	1,287	1,341	1,209
Male	764	964	1,110	888	1,515	2,302	1,702	1,920
Denmark								
Total	7,235	7,274	7,381	7,672	8,485	9,225	9,425	9,921
Female	3,537	3,727	3,511	3,884	4,031	4,832	4,252	4,823

Table: Country of Origin by Gender Current Year End

Gender	Current Year End							
	YE Apr 99	YE Apr 00	YE Apr 01	YE Apr 02	YE Apr 03	YE Apr 04	YE Apr 05	YE Apr 06
Male	3,698	3,547	3,870	3,788	4,454	4,393	5,173	5,098
England								
Total	111,020	142,577	154,290	159,878	170,434	223,809	242,826	265,283
Female	56,783	71,885	78,869	79,841	85,359	113,305	123,829	129,664
Male	54,237	70,692	75,421	80,037	85,075	110,504	118,997	135,619
Fiji								
Total	13,269	14,713	13,977	16,305	16,003	15,201	18,668	21,522
Female	5,678	6,425	6,276	7,335	6,542	6,562	8,955	9,050
Male	7,591	8,288	7,701	8,970	9,461	8,639	9,713	12,472
Finland								
Total	1,794	2,133	1,965	2,006	2,257	2,133	2,723	2,884
Female	703	922	998	938	1,090	884	1,179	1,112
Male	1,091	1,211	967	1,068	1,167	1,249	1,544	1,772
France								
Total	7,727	10,958	10,039	11,386	14,337	15,332	16,388	17,873
Female	3,198	4,454	4,225	5,006	6,423	7,223	7,392	8,617
Male	4,529	6,504	5,814	6,380	7,914	8,109	8,996	9,256
French Polynesia								
Total	7,288	9,063	13,144	16,756	17,139	17,948	17,448	17,946
Female	3,628	4,652	6,228	8,179	8,696	8,783	9,115	9,269
Male	3,660	4,411	6,916	8,577	8,443	9,165	8,333	8,677
Germany								
Total	44,171	48,921	53,535	49,129	50,472	54,930	57,161	58,054
Female	20,951	23,875	26,308	24,374	24,927	26,978	28,106	28,271
Male	23,220	25,046	27,227	24,755	25,545	27,952	29,055	29,783
Hong Kong (SAR)								
Total	29,737	29,716	30,561	28,924	27,042	27,746	27,082	25,286
Female	15,378	14,961	14,797	14,460	13,214	13,645	13,043	11,994
Male	14,359	14,755	15,764	14,464	13,828	14,101	14,039	13,292
Iceland								
Total	139	143	146	77	180	258	324	195
Female	50	73	33	0	56	179	156	42
Male	89	70	113	77	124	79	168	153
India								
Total	5,655	6,821	9,521	14,427	16,546	14,737	16,677	18,111
Female	2,384	3,043	4,207	5,904	6,909	6,723	7,813	8,645
Male	3,271	3,778	5,314	8,523	9,637	8,014	8,864	9,466
Indonesia								
Total	7,122	6,442	8,665	9,313	8,150	8,825	7,987	7,015
Female	3,213	2,908	3,812	4,293	4,028	4,178	3,678	3,129
Male	3,909	3,534	4,853	5,020	4,122	4,647	4,309	3,886
Ireland								
Total	5,950	8,065	10,104	12,152	14,416	15,990	18,240	21,655
Female	3,265	3,935	5,358	6,510	7,504	8,371	10,191	10,657
Male	2,685	4,130	4,746	5,642	6,912	7,619	8,049	10,998
Isle of Man								
Total	272	354	365	417	450	484	612	489
Female	164	130	221	194	249	270	327	247
Male	108	224	144	223	201	214	285	242
Israel								
Total	4,014	4,692	6,063	7,908	6,793	6,550	6,864	6,451

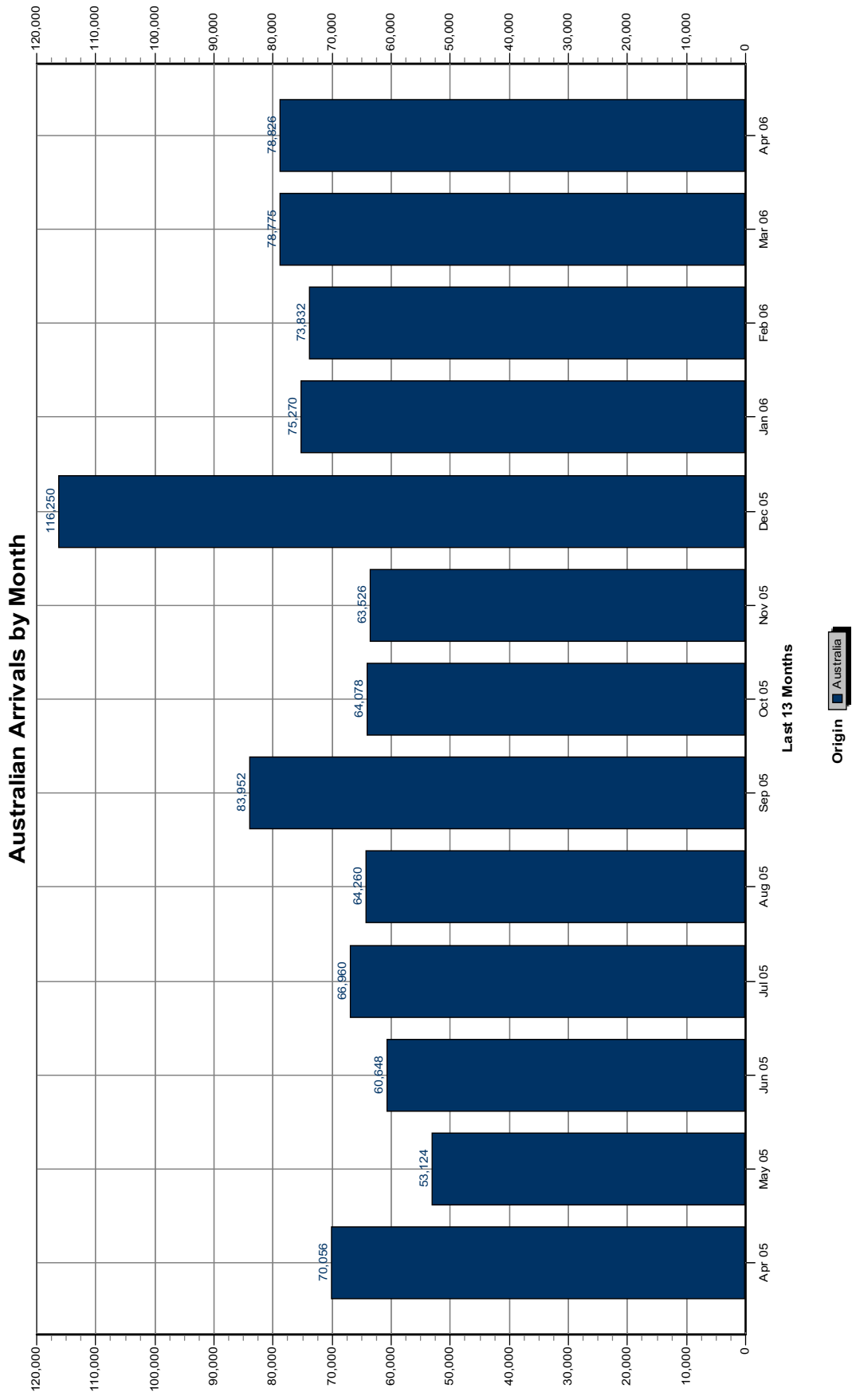
Table: Country of Origin by Gender Current Year End

Gender	Current Year End							
	YE Apr 99	YE Apr 00	YE Apr 01	YE Apr 02	YE Apr 03	YE Apr 04	YE Apr 05	YE Apr 06
Total	4,550	5,114	4,989	4,987	5,024	4,687	5,573	6,145
Female	1,901	1,837	1,776	2,167	1,967	1,959	2,847	3,121
Male	2,649	3,277	3,213	2,820	3,057	2,728	2,726	3,024
Poland								
Total	1,193	1,220	1,301	1,211	1,441	1,479	1,575	1,833
Female	367	305	339	242	460	472	519	675
Male	826	915	962	969	981	1,007	1,056	1,158
Russia								
Total	1,305	1,413	1,243	1,474	1,793	1,935	2,416	2,706
Female	397	548	473	761	954	760	1,204	1,293
Male	908	865	770	713	839	1,175	1,212	1,413
Samoa								
Total	12,159	12,552	14,856	14,216	13,790	15,259	14,983	16,657
Female	5,312	5,786	6,084	5,784	6,286	6,481	6,518	8,104
Male	6,847	6,766	8,772	8,432	7,504	8,778	8,465	8,553
Samoa, American								
Total	1,444	1,232	1,166	1,424	1,290	1,816	2,077	1,782
Female	721	609	667	611	609	795	1,107	998
Male	723	623	499	813	681	1,021	970	784
Saudi Arabia								
Total	1,080	1,090	1,184	1,348	1,646	1,614	1,926	2,373
Female	473	345	453	644	663	516	577	554
Male	607	745	731	704	983	1,098	1,349	1,819
Scotland								
Total	9,243	10,200	11,797	11,502	12,686	15,265	18,069	18,014
Female	4,720	5,291	6,279	5,843	6,825	8,032	9,160	9,575
Male	4,523	4,909	5,518	5,659	5,861	7,233	8,909	8,439
Singapore								
Total	28,021	34,669	35,547	32,348	33,252	33,342	32,742	29,125
Female	13,193	16,717	17,352	14,616	15,803	15,137	15,191	13,019
Male	14,828	17,952	18,195	17,732	17,449	18,205	17,551	16,106
South Africa								
Total	15,035	15,332	16,750	16,791	15,371	16,298	15,878	17,665
Female	6,927	7,511	8,318	8,231	7,532	8,489	8,056	9,103
Male	8,108	7,821	8,432	8,560	7,839	7,809	7,822	8,562
Spain								
Total	3,191	4,127	4,245	4,281	5,286	5,475	6,430	7,313
Female	1,476	1,995	1,744	1,788	2,500	2,392	2,808	3,471
Male	1,715	2,132	2,501	2,493	2,786	3,083	3,622	3,842
Sweden								
Total	8,910	10,819	11,016	11,197	13,040	12,405	12,879	12,307
Female	4,074	5,162	5,933	5,534	6,008	6,220	6,414	6,339
Male	4,836	5,657	5,083	5,663	7,032	6,185	6,465	5,968
Switzerland								
Total	11,563	13,207	13,777	14,058	16,087	15,350	14,845	14,020
Female	5,355	6,793	6,409	6,796	7,582	7,676	7,433	6,638
Male	6,208	6,414	7,368	7,262	8,505	7,674	7,412	7,382
Taiwan								
Total	40,846	39,027	39,926	36,062	32,672	25,349	27,982	28,778
Female	23,001	21,737	22,106	20,760	18,304	13,789	15,697	16,124
Male	17,845	17,290	17,820	15,302	14,368	11,560	12,285	12,654

Table: Country of Origin by Gender Current Year End

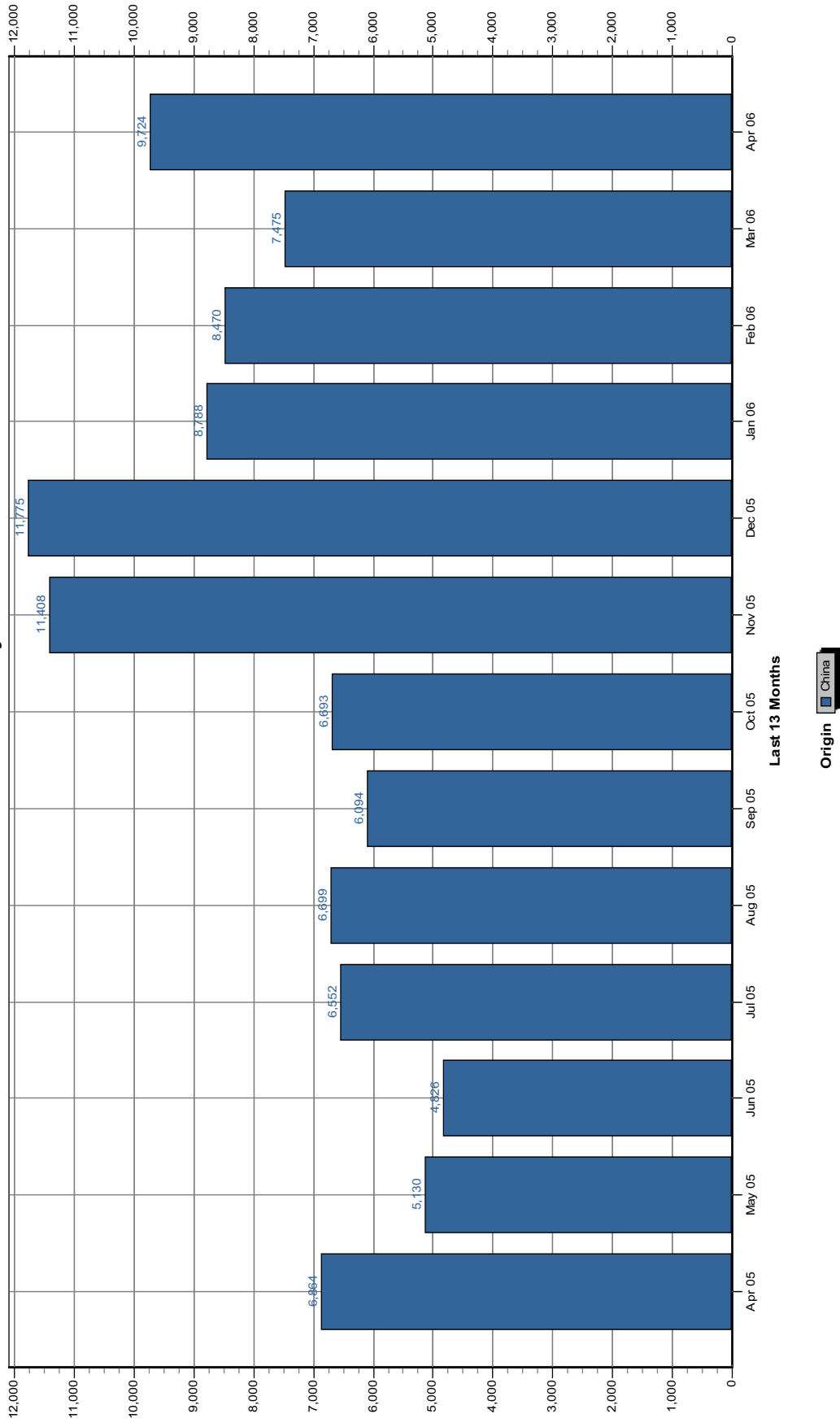
Gender	Current Year End							
	YE Apr 99	YE Apr 00	YE Apr 01	YE Apr 02	YE Apr 03	YE Apr 04	YE Apr 05	YE Apr 06
Thailand								
Total	19,020	24,529	25,558	22,687	20,782	20,128	20,811	17,750
Female	10,479	14,006	14,124	12,269	11,589	10,298	11,497	9,412
Male	8,541	10,523	11,434	10,418	9,193	9,830	9,314	8,338
Tonga								
Total	7,645	7,517	9,054	9,506	10,203	10,054	10,504	10,505
Female	3,678	3,524	4,307	4,768	4,288	4,228	4,632	4,947
Male	3,967	3,993	4,747	4,738	5,915	5,826	5,872	5,558
Ukraine								
Total	2,160	1,243	1,876	1,378	1,455	1,669	1,633	1,859
Female	263	95	152	186	155	171	215	201
Male	1,897	1,148	1,724	1,192	1,300	1,498	1,418	1,658
United Arab Emirates								
Total	1,361	1,697	1,918	2,292	2,651	3,629	4,351	4,298
Female	585	722	913	1,116	1,228	1,635	2,158	2,053
Male	776	975	1,005	1,176	1,423	1,994	2,193	2,245
United Kingdom (NFD)								
Total	33,928	21,670	35,645	47,005	55,083	26,705	16,894	11,098
Female	16,488	10,086	16,666	22,656	26,562	12,820	8,550	5,355
Male	17,440	11,584	18,979	24,349	28,521	13,885	8,344	5,743
United States Of America								
Total	166,361	188,759	194,396	194,098	206,912	211,713	219,695	222,766
Female	79,763	90,423	95,430	95,506	101,291	104,172	112,018	109,009
Male	86,598	98,336	98,966	98,592	105,621	107,541	107,677	113,757
Vanuatu								
Total	1,172	1,251	1,559	1,496	1,599	1,429	1,480	1,408
Female	466	440	592	636	651	600	626	626
Male	706	811	967	860	948	829	854	782
Wales								
Total	3,524	3,518	3,744	4,018	4,297	6,551	8,373	10,550
Female	1,611	1,777	1,504	1,840	2,353	3,200	4,389	4,275
Male	1,913	1,741	2,240	2,178	1,944	3,351	3,984	6,275
Zimbabwe								
Total	564	629	2,007	2,458	2,721	1,282	1,104	648
Female	279	285	953	1,208	1,309	638	693	421
Male	285	344	1,054	1,250	1,412	644	411	227
Other								
Total	30,303	36,806	41,528	41,685	37,137	35,095	39,377	43,037
Female	13,196	16,093	18,385	19,837	16,843	15,960	18,977	19,802
Male	17,107	20,713	23,143	21,848	20,294	19,135	20,400	23,235
Not Specified								
Total	63,952	42,441	57,805	59,931	56,990	65,878	44,965	29,661
Female	30,959	19,430	26,648	28,923	27,874	31,112	20,258	13,783
Male	32,993	23,011	31,157	31,008	29,116	34,766	24,707	15,878

Graph: Australian Arrivals Monthly



Graph: Chinese Arrivals Monthly

Chinese Arrivals by Month



Origin

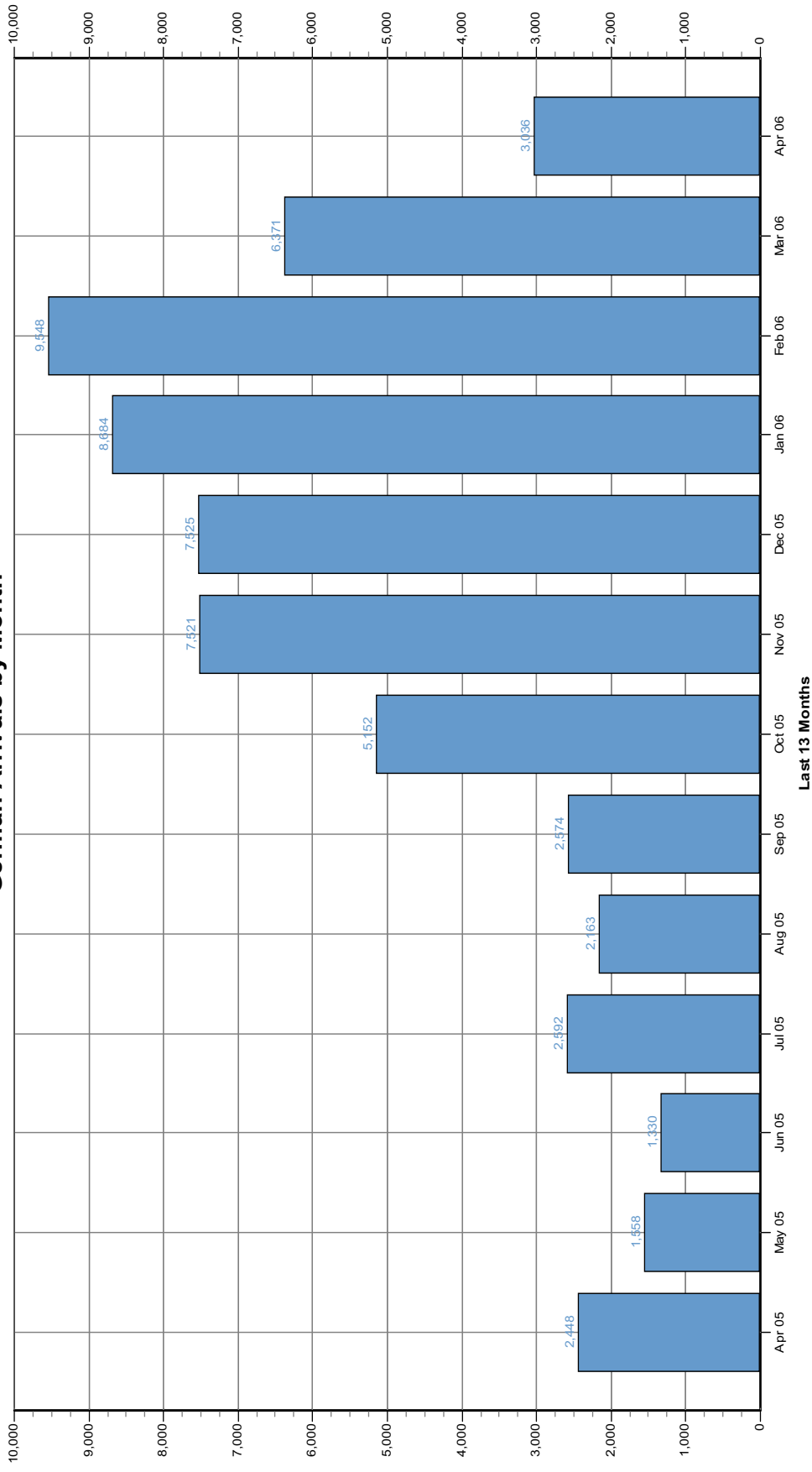
China

Base - International Visitor Arrival

Autobase Off

Graph: German Arrivals Monthly

German Arrivals by Month



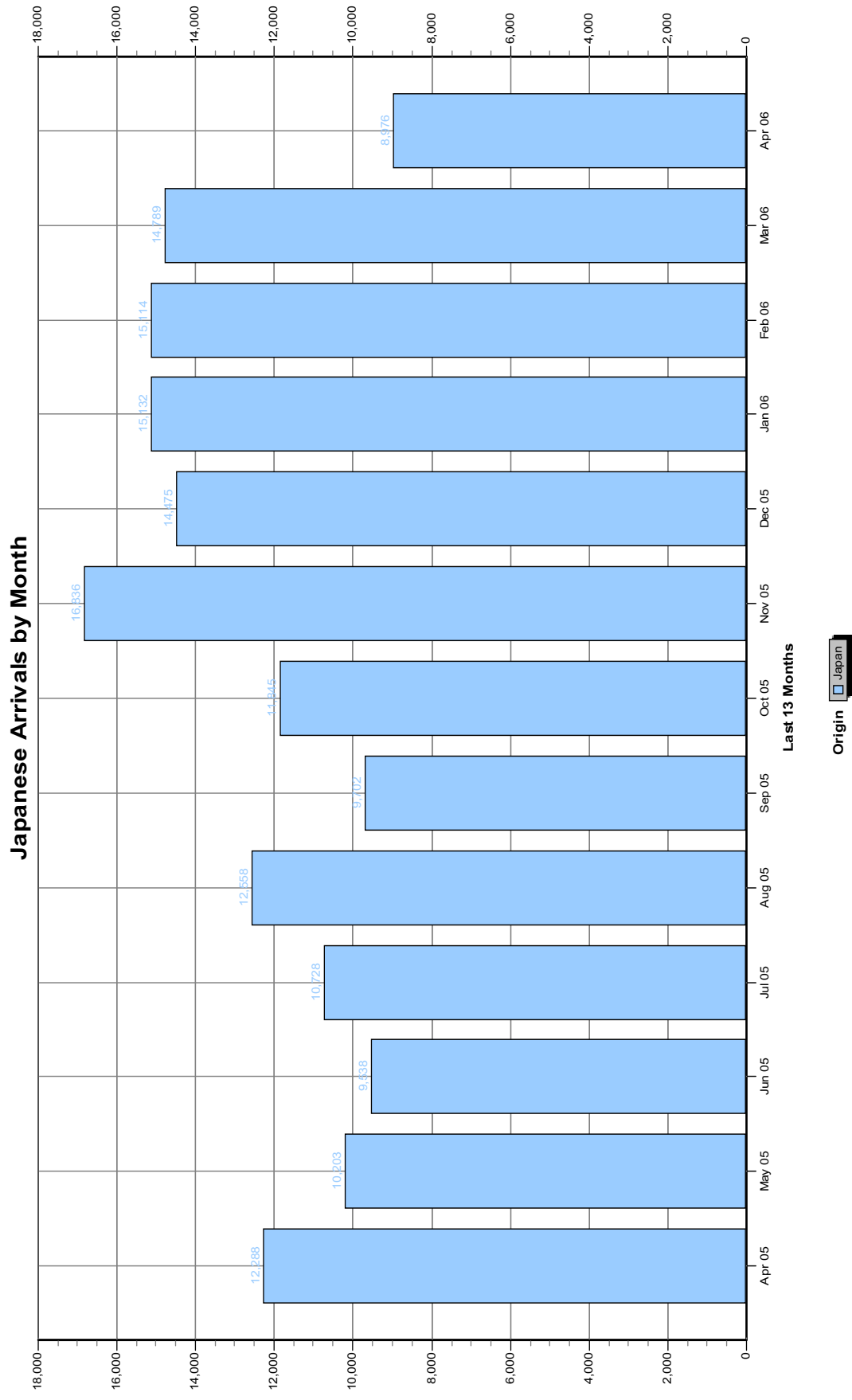
Last 13 Months

Origin Germany

Base - International Visitor Arrival

Autobase Off

Graph: Japanese Arrivals Monthly

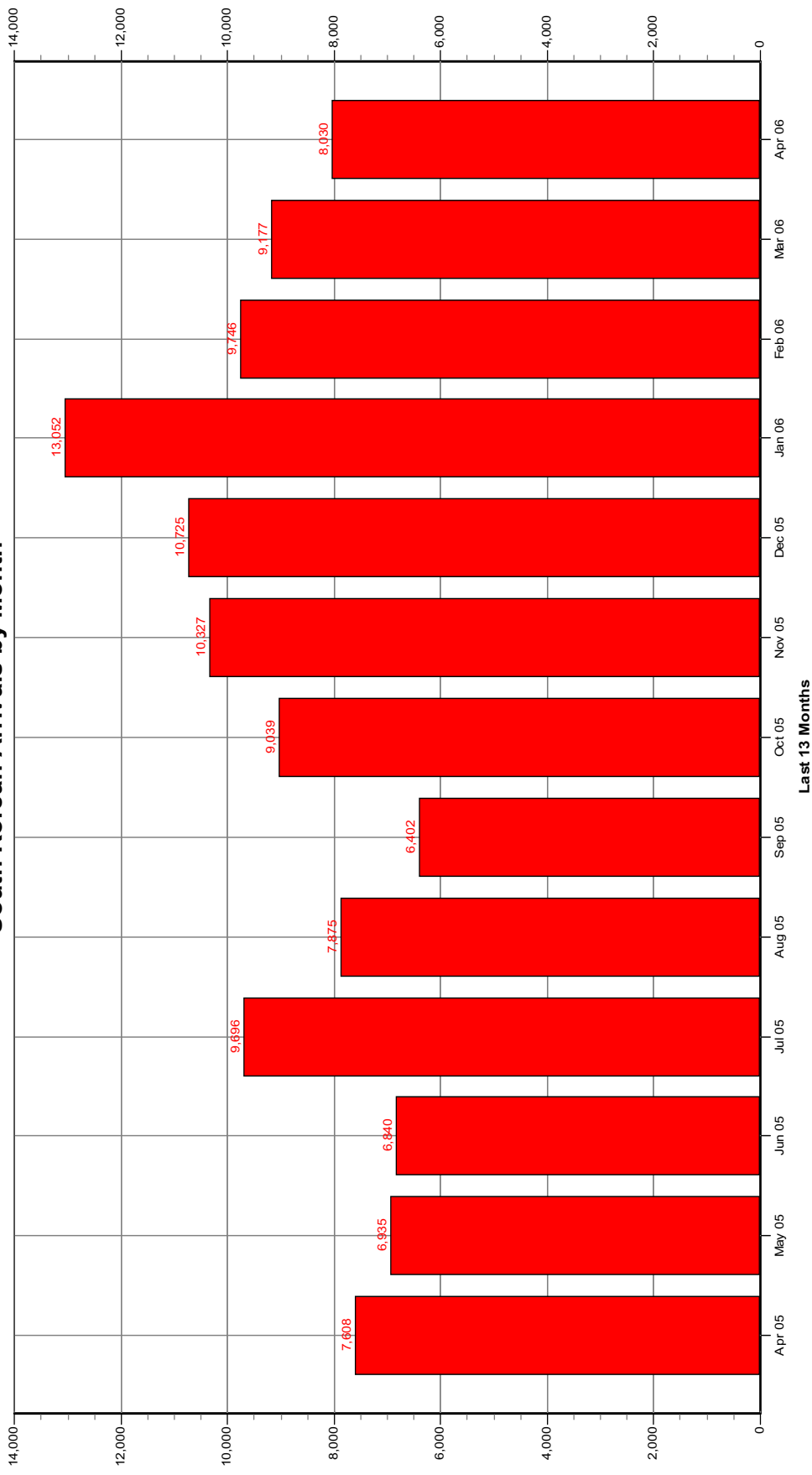


Autobase Off

Base - International Visitor Arrival

Graph: South Korean Arrivals Monthly

South Korean Arrivals by Month



Last 13 Months

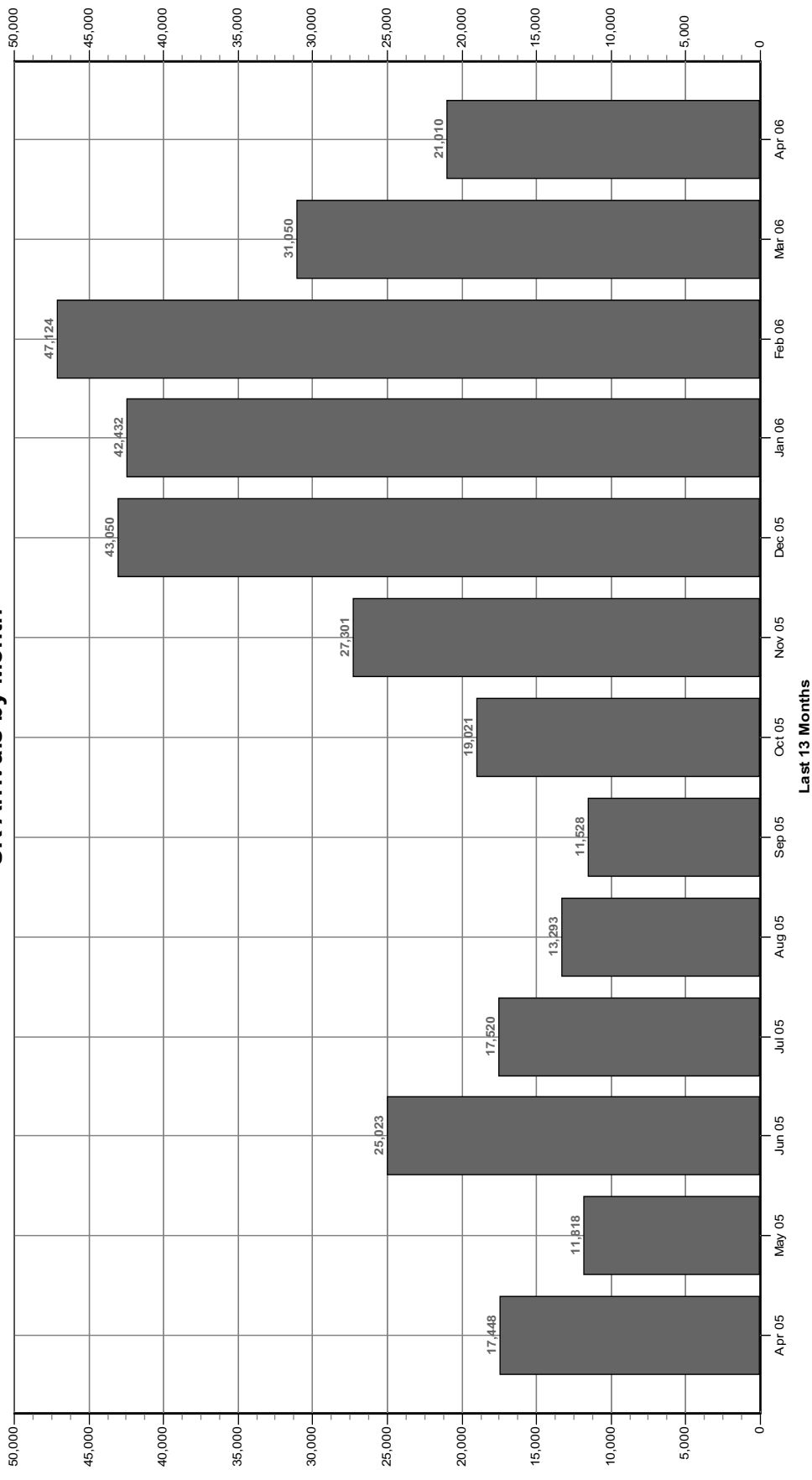
Origin
South Korea

Base - International Visitor Arrival

Autobase Off

Graph: UK Arrivals Monthly

UK Arrivals by Month



Last 13 Months

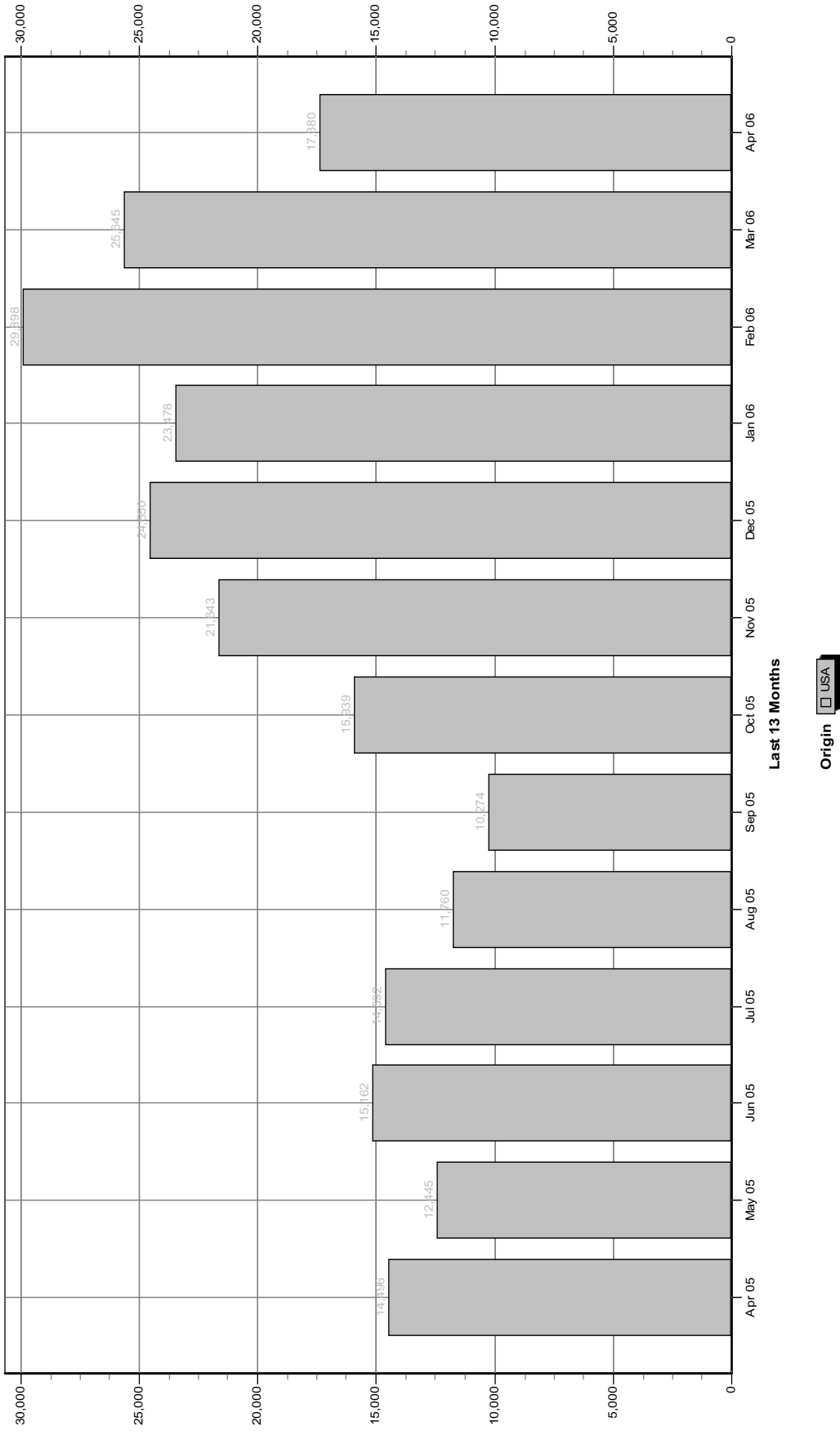
Key Markets UK

Base - International Visitor Arrival

Autobase On

Graph: US Arrivals Monthly

US Arrivals by Month



Origin USA

Autobase Off

Base - International Visitor Arrival

Table: NZ Departures by Country of Main Destination Current Year End

Current Year End								
Country Of Main Destination	YE Apr 99	YE Apr 00	YE Apr 01	YE Apr 02	YE Apr 03	YE Apr 04	YE Apr 05	YE Apr 06
Total	1,180,665	1,221,519	1,286,203	1,267,569	1,292,083	1,471,321	1,793,203	1,867,394
Argentina	1,177	1,289	922	1,059	858	1,350	1,490	1,937
Australia	626,043	644,831	684,338	658,773	649,950	768,958	909,304	937,903
Austria	742	807	984	786	743	740	1,810	1,522
Bahrain	172	73	135	265	92	125	153	160
Belgium	502	500	539	758	410	511	880	819
Brazil	905	851	997	962	1,131	1,238	1,308	1,852
Canada	13,051	12,641	14,899	12,030	12,314	12,284	14,320	15,875
Channel Islands	159	129	40	21	75	93	96	134
Chile	958	804	927	889	791	885	1,374	1,385
China, People's Republic Of	10,139	11,813	15,285	22,070	29,897	36,291	49,059	50,922
Cook Islands	12,410	14,940	19,988	19,897	24,047	25,805	34,544	43,582
Czech Republic	148	289	150	291	274	529	417	509
Denmark	753	827	568	624	811	858	1,408	963
England	29,752	29,381	31,818	32,067	36,021	37,647	42,477	45,575
Fiji	68,251	69,332	43,791	63,256	67,282	75,399	103,238	109,195
Finland	199	387	354	401	293	318	198	500
France	5,335	5,960	6,339	6,601	7,209	8,726	10,492	10,750
French Polynesia	4,318	4,911	3,982	4,870	3,849	5,108	5,104	5,967
Germany	6,332	6,159	7,191	5,996	6,513	7,186	7,818	8,780
Hong Kong (SAR)	22,244	20,896	21,198	19,997	16,055	16,476	19,549	19,130
Iceland	66	14	93	80	19	80	76	157
India	7,150	7,577	8,277	8,878	9,343	14,203	17,878	21,212
Indonesia	20,251	17,510	17,615	16,661	14,099	10,985	13,884	12,210
Ireland	2,669	2,353	2,968	2,885	3,046	3,740	4,236	4,611
Isle of Man	27	39	0	21	20	71	68	23
Israel	746	803	672	386	402	542	794	1,029
Italy	4,096	4,840	6,243	6,228	6,215	6,607	8,733	10,311
Japan	17,113	15,146	16,009	16,423	16,811	16,636	18,446	18,373
Korea, Republic of	8,173	8,674	9,241	9,571	12,370	13,979	15,037	15,559
Kuwait	51	139	113	43	156	224	184	323
Luxembourg	14	35	78	21	45	0	135	0
Malaysia	11,948	12,123	13,655	11,787	10,911	12,102	14,941	17,514
Mexico	744	706	800	828	842	1,096	1,314	1,661
Netherlands	5,074	5,173	5,720	4,828	4,178	4,071	5,228	5,886
New Caledonia	6,377	6,403	8,462	6,683	4,942	5,227	5,728	5,944
Northern Ireland	435	353	256	264	399	529	157	376
Norway	290	388	622	402	597	367	684	852
Papua New Guinea	1,688	1,569	1,706	1,837	1,084	1,397	1,475	1,874
Philippines	3,852	4,802	4,551	4,116	3,753	4,701	5,907	6,871
Poland	158	335	432	364	330	322	658	428
Russia	780	694	715	1,046	1,336	1,355	1,680	1,654
Samoa	12,868	16,483	15,636	14,543	15,231	16,384	21,997	27,343
Samoa, American	1,082	362	436	559	492	801	536	401
Saudi Arabia	219	453	277	373	485	570	609	830
Scotland	2,130	2,054	2,701	2,793	2,684	2,663	3,497	3,954
Singapore	14,787	14,962	15,946	14,341	12,207	11,952	14,535	15,067
South Africa	5,932	6,878	7,106	7,642	9,119	8,926	11,865	11,953
Spain	1,558	1,619	1,863	1,721	2,684	2,785	3,108	4,245
Sweden	1,035	965	978	823	1,180	1,236	1,435	1,619
Switzerland	2,026	2,277	2,279	2,677	2,429	2,332	3,367	3,636

Table: NZ Departures by Country of Main Destination Current Year End

Current Year End

Country Of Main Destination	YE Apr 99	YE Apr 00	YE Apr 01	YE Apr 02	YE Apr 03	YE Apr 04	YE Apr 05	YE Apr 06
Taiwan	17,617	17,126	15,355	14,293	12,201	11,592	12,429	12,402
Thailand	13,665	13,917	17,653	18,060	16,115	17,561	22,869	27,504
Tonga	6,394	7,075	7,220	7,988	7,921	9,161	11,600	12,287
Ukraine	118	120	114	120	160	70	306	369
United Arab Emirates	743	760	998	906	1,524	2,117	2,748	3,611
United Kingdom (NFD)	35,708	39,014	33,603	24,759	25,524	27,533	32,340	36,228
United States Of America	79,169	77,442	76,325	64,617	66,711	69,367	84,667	89,513
Vanuatu	5,343	6,380	6,711	6,556	6,629	6,796	6,958	7,607
Wales	606	534	565	394	592	465	552	588
Zimbabwe	582	622	213	224	362	449	646	964
Other	24,125	25,504	27,081	26,565	28,201	32,918	43,797	46,481
Not Specified	59,250	69,584	99,121	111,687	129,423	146,647	191,036	176,438

Table: NZ Departures by Country Of Main Destination Monthly

Last 13 Months

Country Of Main Destination	Apr 05	May 05	Jun 05	Jul 05	Aug 05	Sep 05	Oct 05	Nov 05	Dec 05	Jan 06	Feb 06	Mar 06	Apr 06
Total	159,264	146,257	172,017	204,820	171,275	195,442	161,163	144,099	187,891	107,490	90,948	123,336	162,656
Argentina	140	92	161	168	100	208	135	162	203	180	208	216	104
Australia	84,140	70,679	79,649	97,692	89,075	96,096	90,612	68,094	84,999	56,940	51,454	68,607	84,006
Austria	280	92	230	140	50	260	108	108	232	90	26	108	78
Bahrain	28	0	23	28	0	0	0	27	29	0	26	27	0
Belgium	196	115	161	168	75	52	54	0	0	60	0	108	26
Brazil	28	138	161	196	125	260	108	189	174	0	78	189	234
Canada	1,092	1,518	2,001	2,856	1,775	1,378	702	648	1,711	900	832	540	1,014
Channel Islands	0	0	0	28	50	0	0	0	0	30	0	0	26
Chile	140	138	69	168	175	78	0	108	116	30	104	243	156
China, People's Republic Of	4,088	2,576	4,945	3,696	2,800	4,758	3,564	7,830	7,772	4,560	2,236	2,727	3,458
Cook Islands	3,332	3,128	4,278	6,356	5,175	5,382	3,942	2,889	3,770	1,740	1,248	2,268	3,406
Czech Republic	56	0	115	56	100	78	27	81	0	0	0	0	52
Denmark	140	92	276	168	50	0	27	54	58	0	52	108	78
England	3,836	6,095	4,991	6,104	4,275	5,434	2,781	2,457	4,292	1,020	1,066	2,484	4,576
Fiji	7,364	8,073	12,443	15,680	12,775	12,766	10,530	6,183	8,323	4,830	4,004	5,346	8,242
Finland	0	69	161	112	50	26	27	0	29	0	0	0	26
France	980	1,564	1,633	1,008	1,000	2,002	405	297	638	360	234	621	988
French Polynesia	364	483	759	784	575	598	513	540	406	180	260	297	572
Germany	644	851	920	1,064	675	1,014	459	729	783	600	546	567	572
Hong Kong (SAR)	1,764	1,150	1,518	1,400	1,100	1,560	1,431	2,511	2,668	1,260	1,222	1,620	1,690
Iceland	0	0	0	28	25	52	0	0	0	0	0	0	52
India	1,120	966	1,035	924	950	1,352	1,998	5,319	2,987	1,710	1,378	1,215	1,378
Indonesia	1,092	782	1,794	1,876	1,650	1,716	729	729	754	420	260	486	1,014
Ireland	252	391	736	728	425	468	378	297	406	120	78	324	260
Isle of Man	0	23	0	0	0	0	0	0	0	0	0	0	0
Israel	140	207	69	84	75	182	54	27	87	60	26	54	104
Italy	700	1,702	1,288	588	900	1,820	459	297	464	510	260	567	1,456
Japan	2,212	1,449	1,334	1,596	1,400	2,678	1,431	1,377	2,088	900	806	1,026	2,288
Korea, Republic of	1,400	943	1,242	1,708	800	1,482	1,134	1,971	2,639	930	546	864	1,300
Kuwait	0	23	0	28	0	78	27	27	87	0	26	27	0
Luxembourg	0	0	0	0	0	0	0	0	0	0	0	0	0
Malaysia	1,204	874	1,449	2,212	1,175	1,820	1,269	1,971	2,175	1,620	754	999	1,196

Table: NZ Departures by Country Of Main Destination Monthly

Last 13 Months

Country Of Main Destination	Apr 05	May 05	Jun 05	Jul 05	Aug 05	Sep 05	Oct 05	Nov 05	Dec 05	Jan 06	Feb 06	Mar 06	Apr 06
Mexico	140	138	230	112	50	26	270	162	261	150	104	54	104
Netherlands	448	989	943	840	650	676	324	189	261	150	104	162	598
New Caledonia	364	230	414	728	675	1,014	648	405	319	360	130	189	832
Northern Ireland	0	46	115	56	25	26	0	0	0	30	0	0	78
Norway	0	92	299	196	75	26	27	27	58	0	0	0	52
Papua New Guinea	140	184	138	196	50	182	216	243	58	210	26	189	182
Philippines	448	552	529	532	475	260	513	621	1,392	390	494	567	546
Poland	28	115	46	56	50	26	27	0	29	0	26	27	26
Russia	140	230	161	280	225	156	162	108	174	0	26	54	78
Samoa	1,596	1,679	1,794	3,136	2,225	2,782	1,863	1,917	4,292	2,070	1,378	1,971	2,236
Samoa, American	56	23	69	56	0	52	0	0	145	30	0	0	26
Saudi Arabia	56	23	115	28	50	26	108	0	348	0	26	54	52
Scotland	336	437	483	672	425	338	162	162	435	180	156	270	234
Singapore	1,428	1,127	1,564	1,092	1,275	1,664	1,269	1,404	1,189	900	832	1,269	1,482
South Africa	980	644	736	812	800	1,118	729	837	2,755	660	676	756	1,430
Spain	560	483	483	420	575	624	243	54	290	180	130	243	520
Sweden	84	138	345	140	425	260	0	27	145	60	0	27	52
Switzerland	308	322	598	476	200	312	270	216	435	150	286	189	182
Taiwan	1,008	736	966	1,008	600	858	1,053	1,485	2,262	960	624	810	1,040
Thailand	1,736	1,449	2,323	3,640	2,350	3,484	2,619	2,457	2,465	1,410	1,456	1,485	2,366
Tonga	784	805	1,472	1,176	975	962	675	783	2,378	690	598	837	936
Ukraine	28	23	46	28	0	26	54	54	58	0	0	54	26
United Arab Emirates	252	230	92	112	350	364	108	513	493	270	468	351	260
United Kingdom (NFD)	3,248	4,255	4,347	4,704	3,675	4,264	2,241	1,917	3,306	1,170	936	2,241	3,172
United States Of America	8,932	9,706	9,499	10,080	7,650	10,400	7,074	5,778	7,453	4,590	3,770	5,427	8,086
Vanuatu	420	391	736	1,372	775	702	918	513	812	390	182	270	546
Wales	0	46	138	28	25	52	54	108	29	0	0	108	0
Zimbabwe	84	69	23	112	0	0	54	108	435	30	26	81	26
Other	4,228	3,726	4,347	4,620	3,650	4,732	2,997	4,590	5,510	2,850	2,054	2,673	4,732
Not Specified	14,700	13,156	15,525	20,468	15,575	16,432	13,581	14,499	22,214	10,560	8,710	11,340	14,378

Table: NZ Departures by Age Current Year End

Age	Current Year End										
	YE Apr 99	YE Apr 00	YE Apr 01	YE Apr 02	YE Apr 03	YE Apr 04	YE Apr 05	YE Apr 06			
Total	1,180,665	1,221,519	1,286,203	1,267,569	1,292,083	1,471,321	1,793,203	1,867,394			
Under 15 Years	118,886	123,572	125,986	122,602	125,859	149,712	192,961	198,746			
15 To 19 Years	52,145	50,703	58,108	59,355	62,070	72,222	89,605	89,475			
20 To 24 Years	70,857	71,892	78,196	76,523	82,912	94,111	117,981	121,451			
25 To 29 Years	98,683	99,429	104,109	94,617	88,700	102,659	123,458	127,494			
30 To 34 Years	112,664	115,154	124,233	117,835	113,706	130,591	157,373	157,456			
35 To 39 Years	123,499	130,302	136,696	126,011	128,282	141,462	162,090	174,985			
40 To 44 Years	123,358	131,905	133,637	134,599	138,300	154,061	189,661	193,336			
45 To 49 Years	127,677	129,677	133,775	132,812	134,892	152,792	179,465	192,437			
50 To 54 Years	113,574	122,536	131,134	134,240	133,820	147,109	170,311	181,614			
55 To 59 Years	83,927	89,495	91,843	95,204	102,824	124,136	152,559	162,750			
60 To 64 Years	57,111	58,259	63,574	68,512	73,414	82,962	106,296	109,150			
65 To 69 Years	43,143	42,705	43,481	45,104	46,352	53,515	70,593	74,030			
70 To 74 Years	30,309	30,598	33,115	30,724	32,088	34,457	40,767	42,094			
75 To 79 Years	15,910	17,035	18,540	19,379	18,634	20,173	25,868	26,276			
80 Years And Over	8,922	8,257	9,776	10,052	10,230	11,359	14,215	16,100			

Table: NZ Departures by Age Monthly

Last 13 Months

Age	Apr 05	May 05	Jun 05	Jul 05	Aug 05	Sep 05	Oct 05	Nov 05	Dec 05	Jan 06	Feb 06	Mar 06	Apr 06
Total	159,264	146,257	172,017	204,820	171,275	195,442	161,163	144,099	187,891	107,490	90,948	123,336	162,656
Under 15 Years	22,932	10,948	13,708	28,700	12,550	27,794	15,309	11,043	29,667	14,430	5,330	8,883	20,384
15 To 19 Years	8,204	2,760	6,923	13,468	3,300	9,672	4,293	8,802	17,429	8,100	2,626	3,132	8,970
20 To 24 Years	7,672	6,256	12,650	9,408	8,675	8,216	7,884	18,657	18,212	9,180	6,734	6,453	9,126
25 To 29 Years	9,800	9,775	12,029	11,172	11,250	10,348	11,502	10,206	14,993	7,800	8,008	9,855	10,556
30 To 34 Years	13,328	13,593	14,743	14,364	14,250	14,586	15,498	12,906	13,688	8,970	9,386	12,420	13,052
35 To 39 Years	14,028	14,536	15,157	16,548	17,250	17,680	17,253	12,933	15,602	10,110	9,776	13,554	14,586
40 To 44 Years	17,052	15,893	17,917	19,544	17,650	22,360	17,415	14,715	16,791	10,920	10,530	12,987	16,614
45 To 49 Years	16,604	15,364	18,998	21,224	17,725	20,566	17,928	14,013	16,298	10,980	10,686	12,717	15,938
50 To 54 Years	15,540	15,387	17,296	21,028	17,750	19,318	16,632	13,122	13,659	9,390	8,892	13,176	15,964
55 To 59 Years	12,628	15,502	14,628	16,940	18,525	17,134	14,850	10,476	11,948	7,320	8,268	12,339	14,820
60 To 64 Years	8,568	10,074	10,580	11,732	12,800	11,232	9,693	7,371	8,787	4,770	4,550	8,019	9,542
65 To 69 Years	5,992	8,211	8,188	9,296	9,025	7,488	6,075	3,996	5,017	2,790	3,276	4,428	6,240
70 To 74 Years	3,556	4,186	4,715	5,880	5,075	4,550	2,970	2,889	2,697	1,470	1,586	2,592	3,484
75 To 79 Years	2,156	2,208	3,059	3,276	3,325	2,886	2,376	1,917	1,943	780	832	1,620	2,054
80 Years And Over	1,204	1,564	1,426	2,240	2,125	1,612	1,485	1,053	1,160	480	468	1,161	1,326

Table: NZ Departures by Gender Current Year End

Gender	Current Year End										
	YE Apr 99	YE Apr 00	YE Apr 01	YE Apr 02	YE Apr 03	YE Apr 04	YE Apr 05	YE Apr 06			
Total	1,180,665	1,221,519	1,286,203	1,267,569	1,292,083	1,471,321	1,793,203	1,867,394			
Female	557,613	574,226	607,098	605,199	615,422	709,145	874,512	915,638			
Male	623,052	647,293	679,105	662,370	676,661	762,176	918,691	951,756			

Table: NZ Departures by Gender Monthly

		Last 13 Months											
Gender	Apr 05	May 05	Jun 05	Jul 05	Aug 05	Sep 05	Oct 05	Nov 05	Dec 05	Jan 06	Feb 06	Mar 06	Apr 06
Total	159,264	146,257	172,017	204,820	171,275	195,442	161,163	144,099	187,891	107,490	90,948	123,336	162,656
Female	77,952	69,207	86,112	102,760	80,325	99,034	77,706	69,930	97,962	52,230	41,938	57,132	81,302
Male	81,312	77,050	85,905	102,060	90,950	96,408	83,457	74,169	89,929	55,260	49,010	66,204	81,354